

CORPORATE DASHBOARD REPORTS

(FLINTSHIRE COUNTY COUNCIL)

MID YEAR 2022/23

(APRIL - SEPTEMBER)

Table of Contents

1. Flintshire County Council Cumulative Totals	3
2. Non - Schools	
2.1. Headcount and Full Time Equivalent (FTE)	4
2.2. Age Profile	5
2.3. Attendance	6
2.4. Turnover and Stability	7
2.5. Equality and Diversity	8
2.6. Resource Management (Agency)	10
3. Schools	
3.1. Headcount and Full Time Equivalent (FTE)	11
3.2. Age Profile	12
3.3. Attendance	13
3.4. Turnover and Stability	14
3.5. Equality and Diversity	15

FLINTSHIRE COUNTY COUNCIL CUMULATIVE TOTALS

TOTAL HEADCOUNT

6,105

TOTAL FTE

4,898

LEAVERS / TURNOVER

415 / 6.81%

AGENCY SPEND 2022/23

£1.52m

TARGET 2021/22

£1.70m

DAYS LOST PER FTE 2022/23

5.41

TARGET 2022/23

8.00

MID YEAR 2022/23 DASHBOARD

HEADCOUNT AND FULL TIME EQUIVALENT (FTE) - NON SCHOOLS

TOTAL HEADCOUNT

2,851

TOTAL FULL TIME EQUIVALENT

2,533

30/09/2021
2,773

Increase of
78 people
(+2.81%)

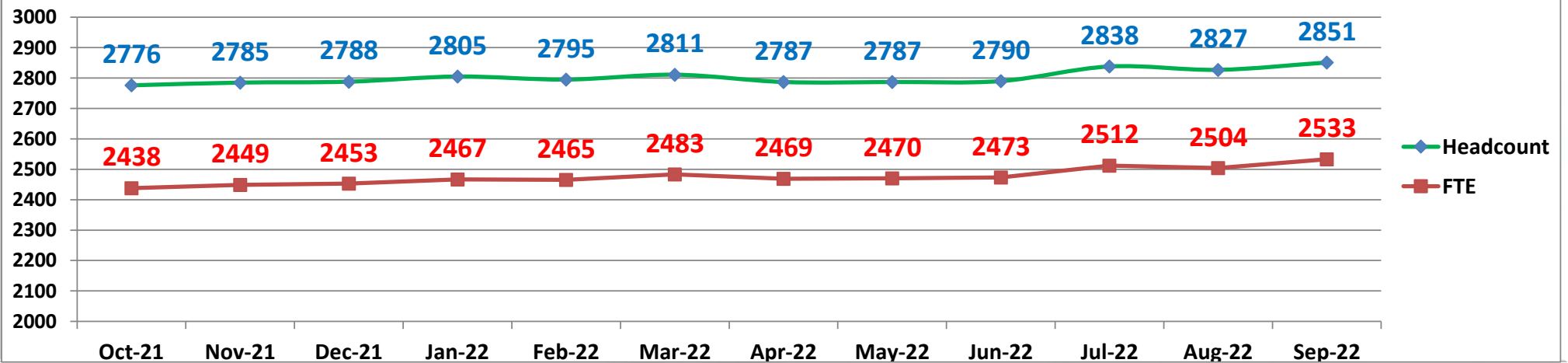
30/09/2022
2,851

30/09/2021
2,450

Increase of
83 FTE
(+3.38%)

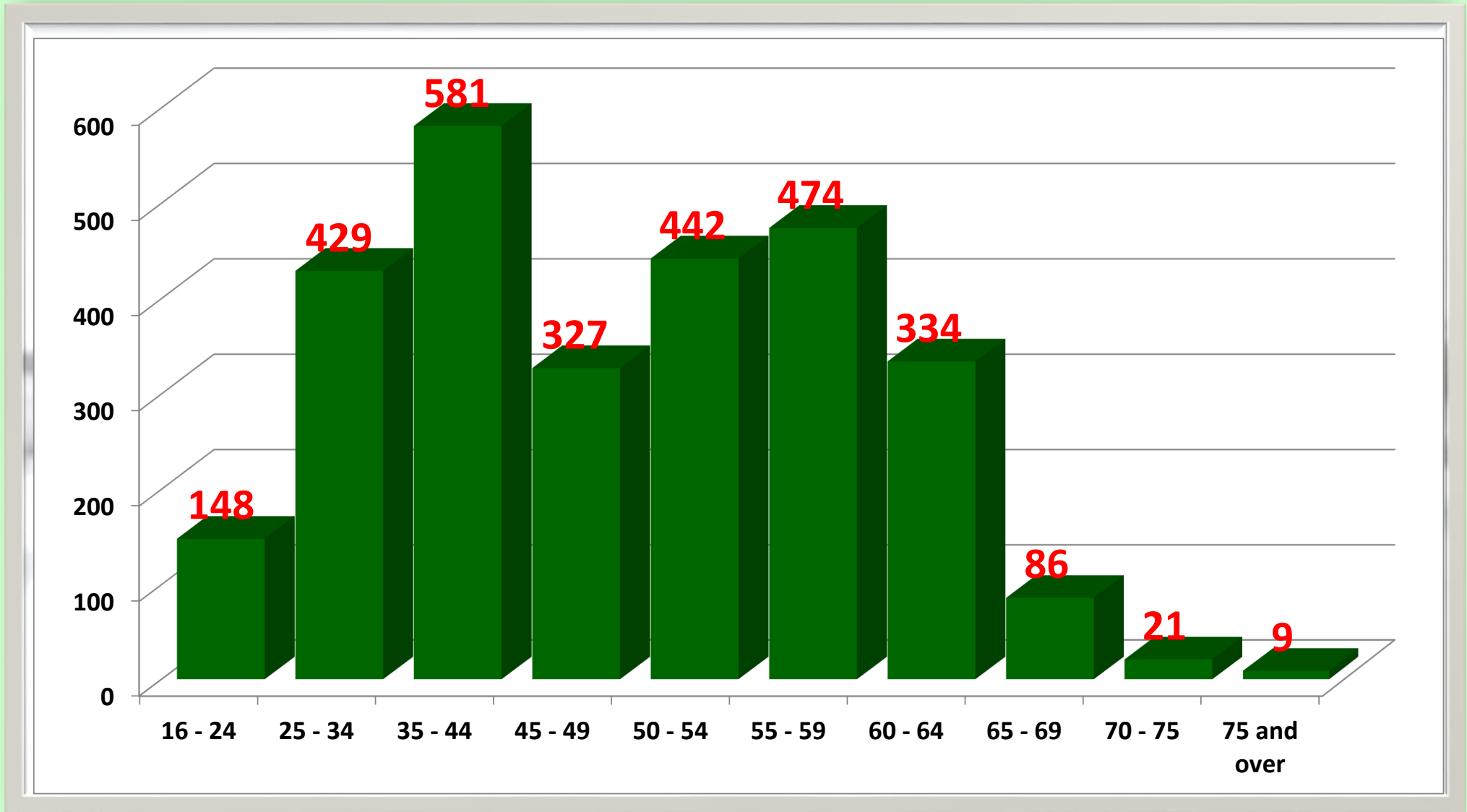
30/09/2022
2,533

HEADCOUNT AND FTE - 12 MONTH TREND



MID YEAR 2022/23 DASHBOARD

AGE PROFILE - NON-SCHOOLS




MID YEAR 2022/23 DASHBOARD

ATTENDANCE - NON-SCHOOLS

6


DAYS LOST PER FTE 2022/23



30/09/2021
5.96

6.52

30/09/2022
6.52



Downturn of 0.56

TOP 4 REASONS

1. STRESS, DEPRESSION, ANXIETY
2. COVID - 19
3. MUSCULOSKELETAL
4. INFECTIONS

MID YEAR 2022/23 DASHBOARD

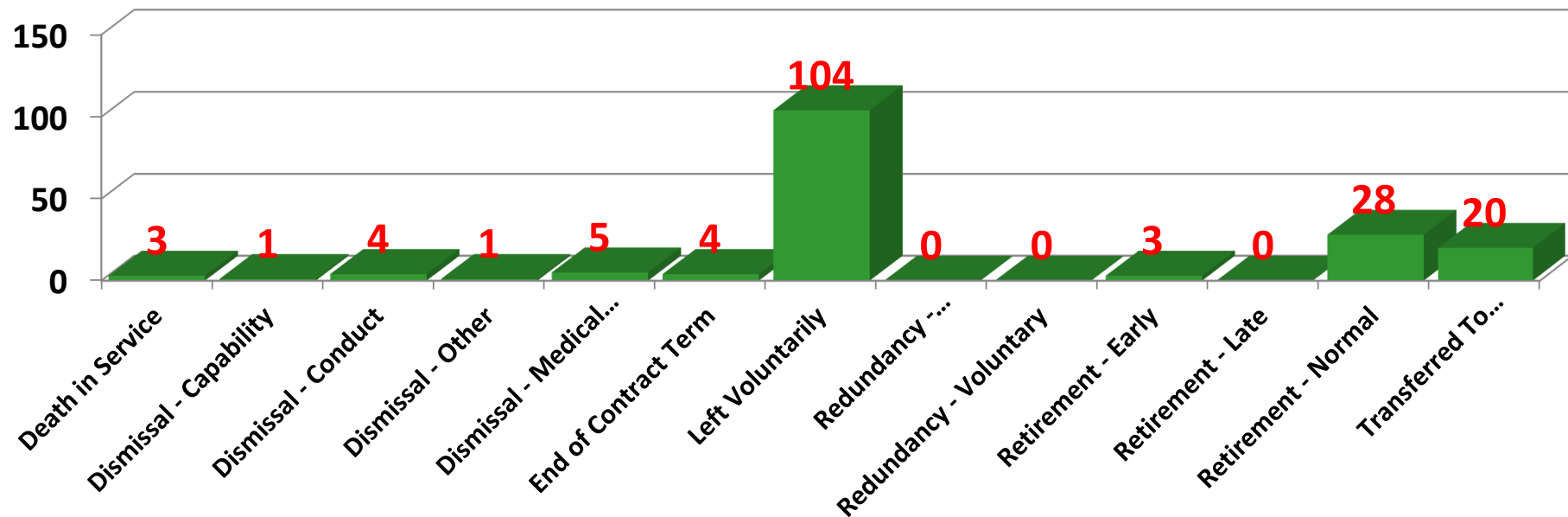
TURNOVER AND STABILITY - NON SCHOOLS

7

LEAVERS - 2022/23

173

LEAVER REASON - 2022/23



MID YEAR 2022/23 DASHBOARD

EQUALITY AND DIVERSITY - NON-SCHOOLS

GENDER BREAKDOWN

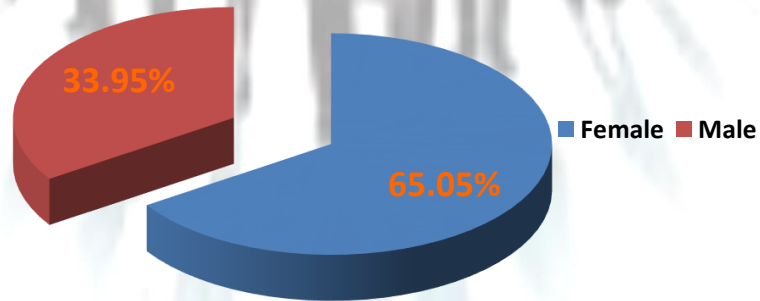
MALE

968
(33.95%)

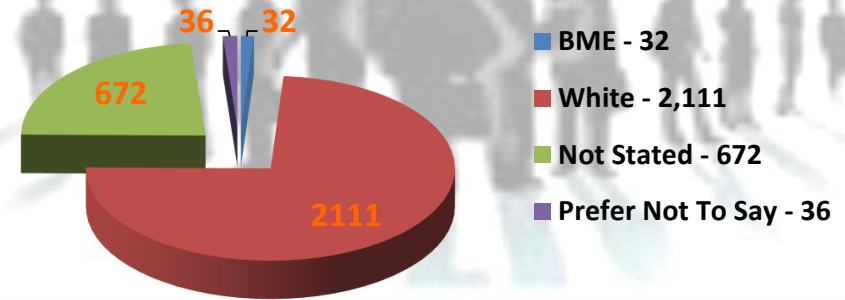
FEMALE

1,883
(66.05%)

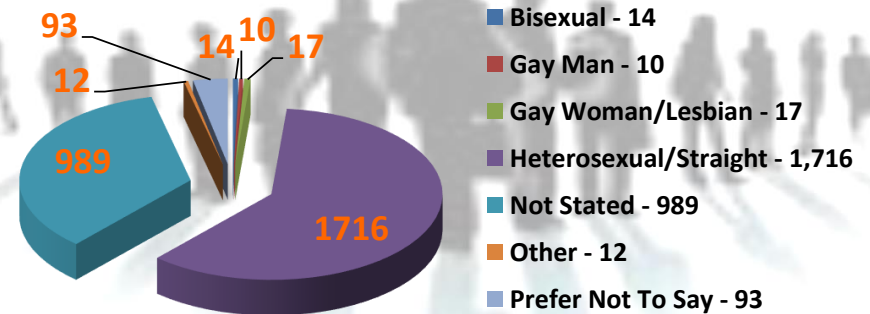
GENDER BREAKDOWN (%)



ETHNICITY



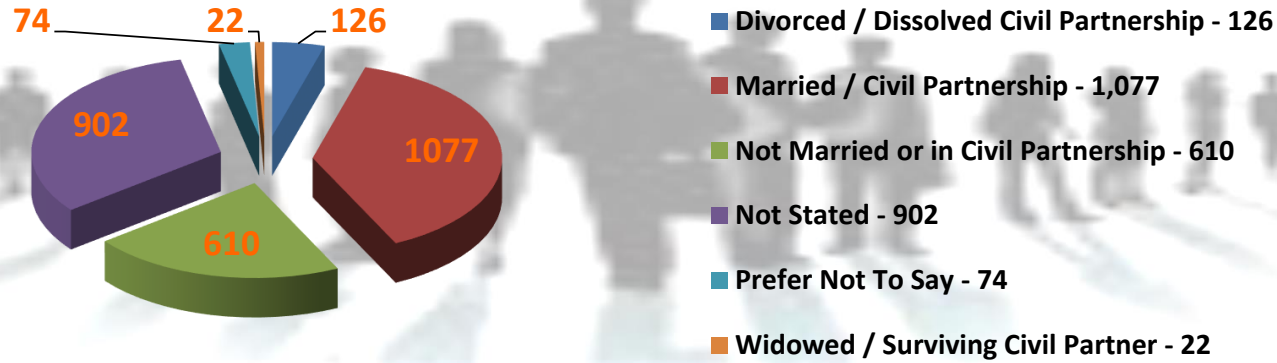
SEXUAL ORIENTATION



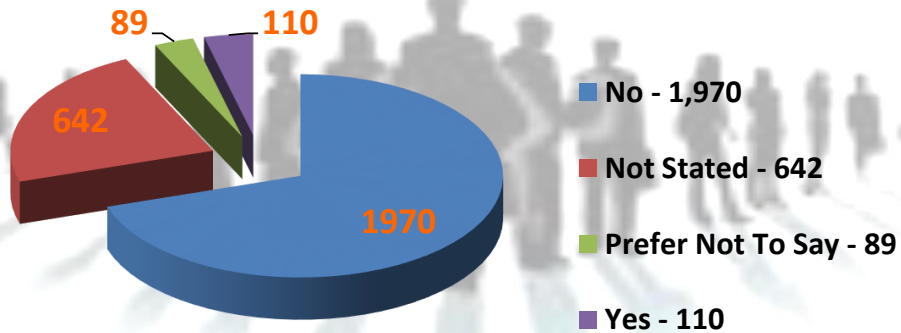
MID YEAR 2022/23 DASHBOARD

EQUALITY AND DIVERSITY - NON-SCHOOLS

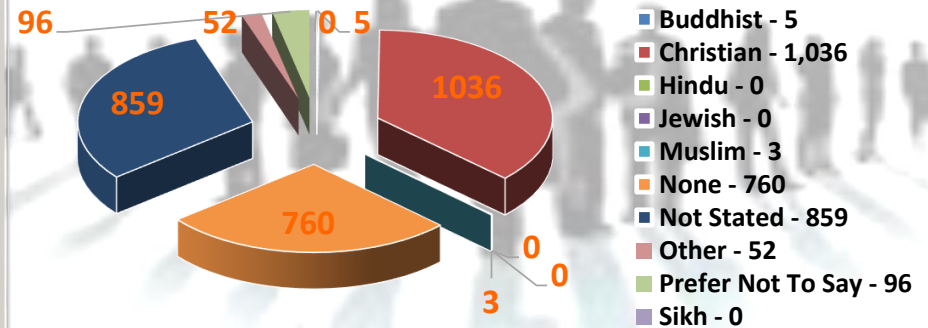
MARITAL STATUS



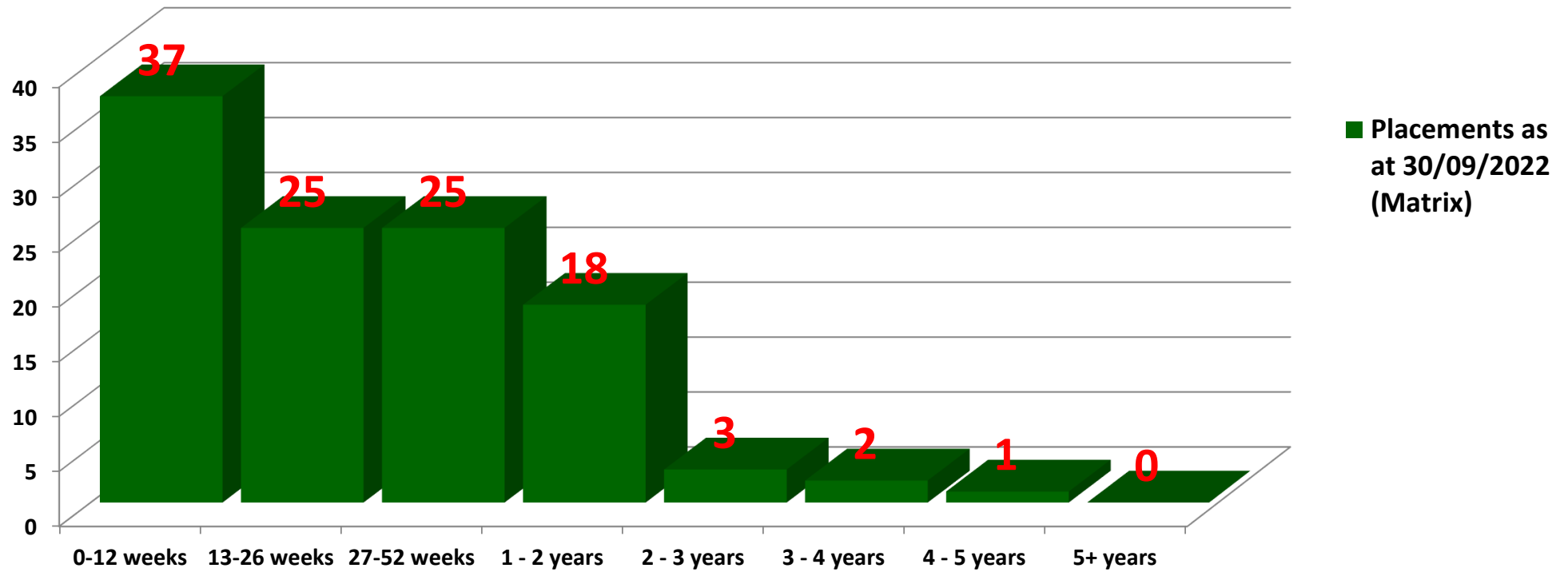
DISABILITY



RELIGION OR BELIEF



Agency Tenure Management



MID YEAR 2022/23 DASHBOARD

HEADCOUNT AND FULL TIME EQUIVALENT (FTE) - SCHOOLS

TOTAL HEADCOUNT

3,254

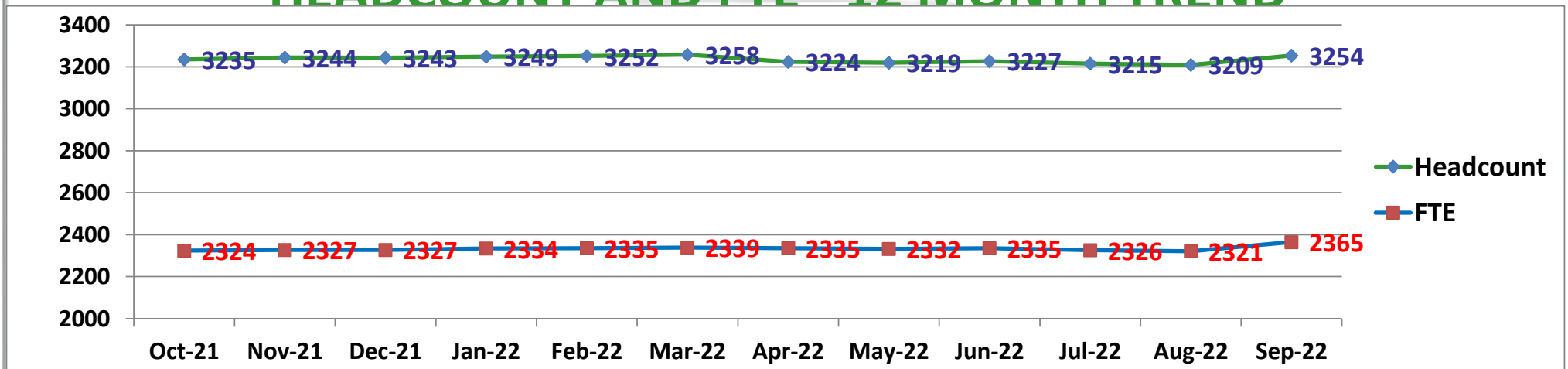
TOTAL FULL TIME EQUIVALENT

2,365

30/09/2021 3,221
Increase of 33 people (+1.02%)
30/09/2022 3,254

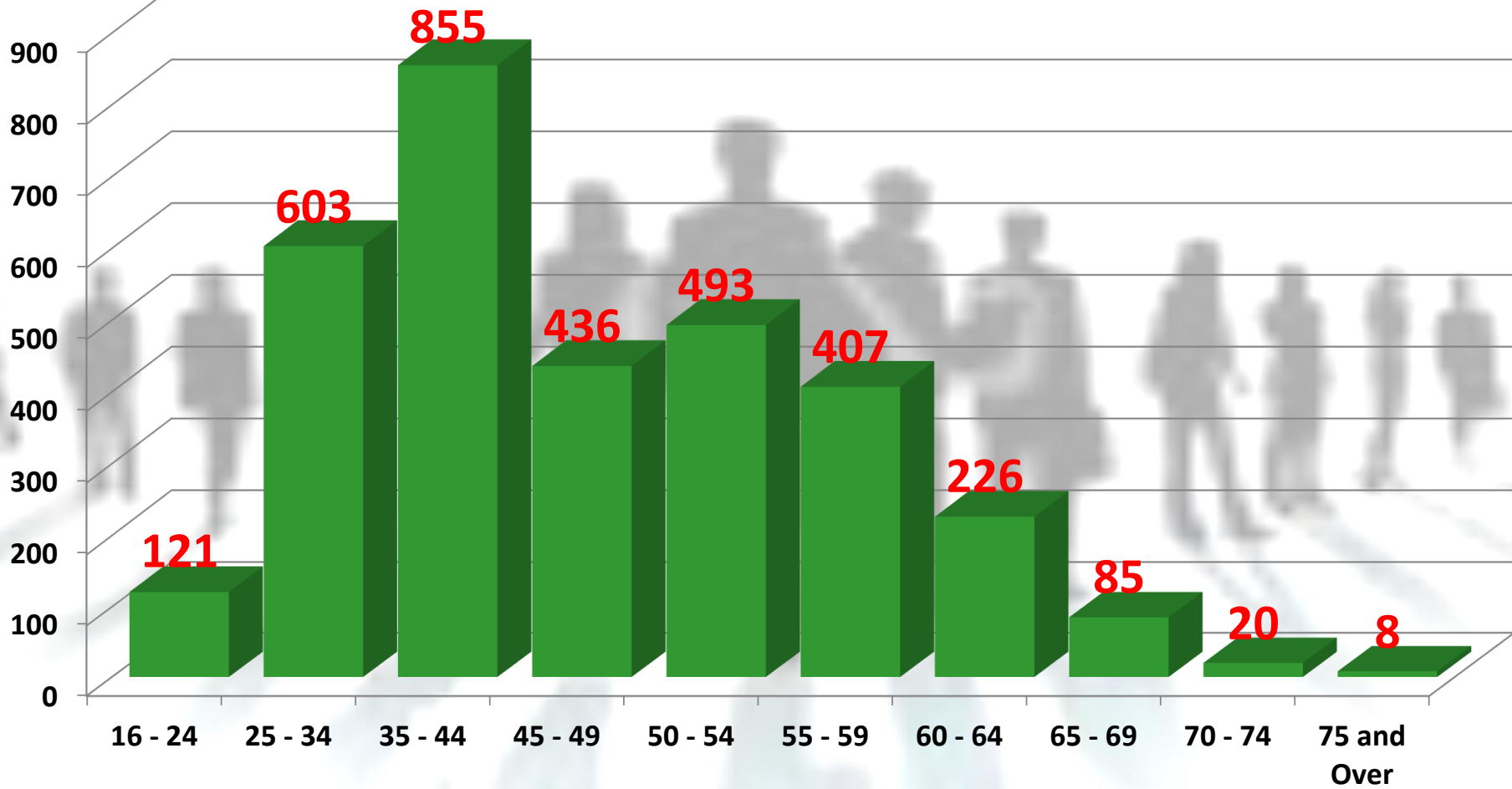
30/09/2021 2,324
Increase of 41 FTE (+1.76%)
30/09/2022 2,365

HEADCOUNT AND FTE - 12 MONTH TREND




MID YEAR 2022/23 DASHBOARD

AGE PROFILE - SCHOOLS




DAYS LOST PER FTE 2022/23



30/09/2021
3.47

4.11

30/09/2022
4.11



Downturn of 0.64

TOP 4 REASONS

1. STRESS, DEPRESSION, ANXIETY
2. COVID-19
3. MUSCULOSKELETAL
4. INFECTIONS

MID YEAR 2022/23 DASHBOARD

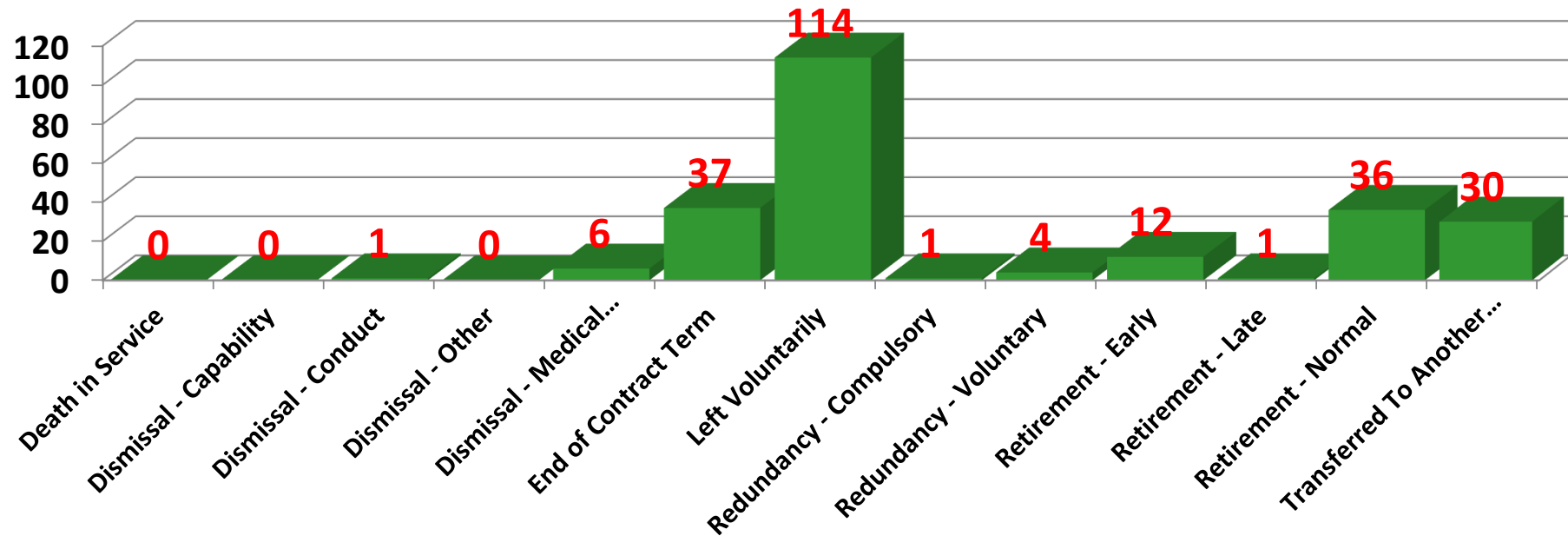
TURNOVER AND STABILITY - SCHOOLS

14

LEAVERS - 2022/23

242

LEAVER REASON - 2022/23



MID YEAR 2022/23 DASHBOARD

EQUALITY AND DIVERSITY - SCHOOLS

GENDER BREAKDOWN

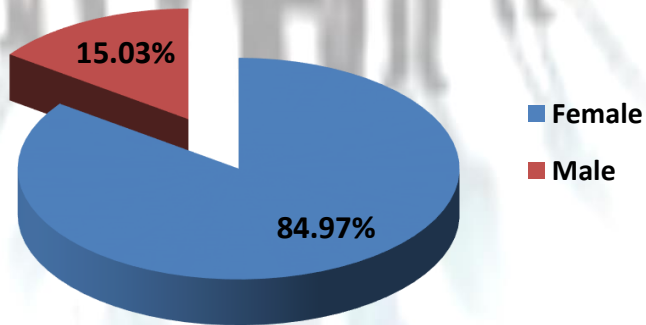
MALE

489
(15.03%)

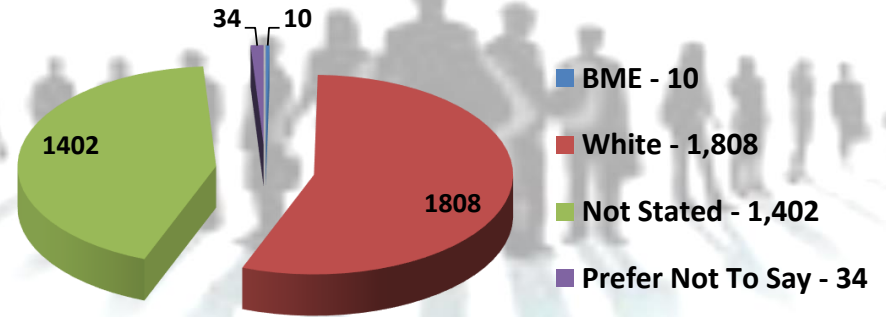
FEMALE

2,765
(84.97%)

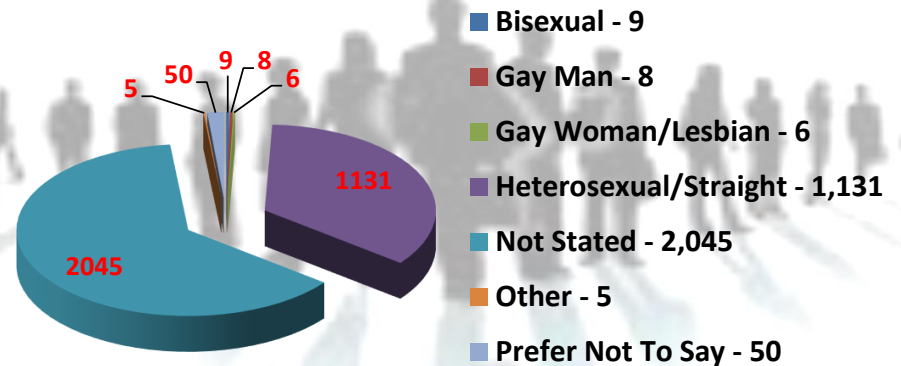
GENDER BREAKDOWN (%)



ETHNICITY



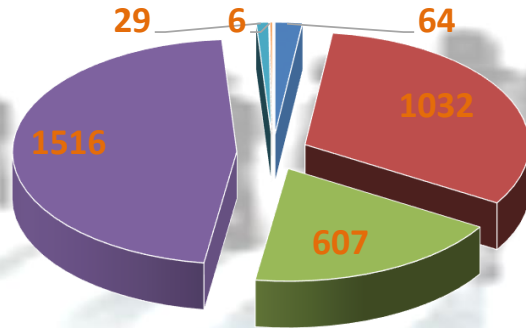
SEXUAL ORIENTATION



MID YEAR 2022/23 DASHBOARD

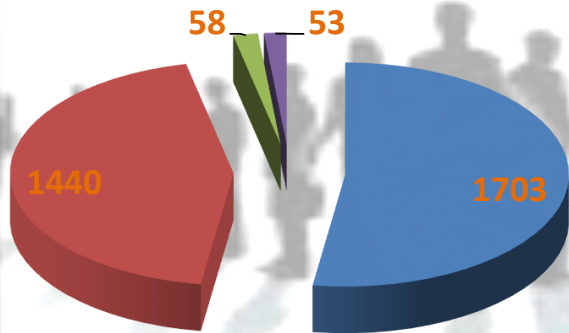
EQUALITY AND DIVERSITY - SCHOOLS

MARITAL STATUS



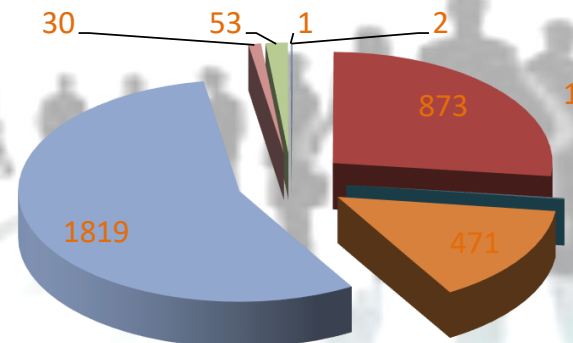
- Divorced / Dissolved Civil Partnership - 64
- Married / Civil Partnership - 1,032
- Not Married or in Civil Partnership - 607
- Not Stated - 1,516
- Prefer Not To Say - 29
- Widowed / Surviving Civil Partner - 6

DISABILITY



- No - 1,703
- Not Stated - 1,440
- Prefer Not To Say - 58
- Yes - 53

RELIGION OR BELIEF



- Buddhist - 2
- Christian - 873
- Hindu - 1
- Jewish - 2
- Muslim - 2
- None - 471
- Not Stated - 1,819
- Other - 30
- Prefer Not To Say - 53