



Trends in Outcomes at FP, KS2, KS3 and KS4

Information for Scrutiny Committee. Spring 2014
Annex 1e

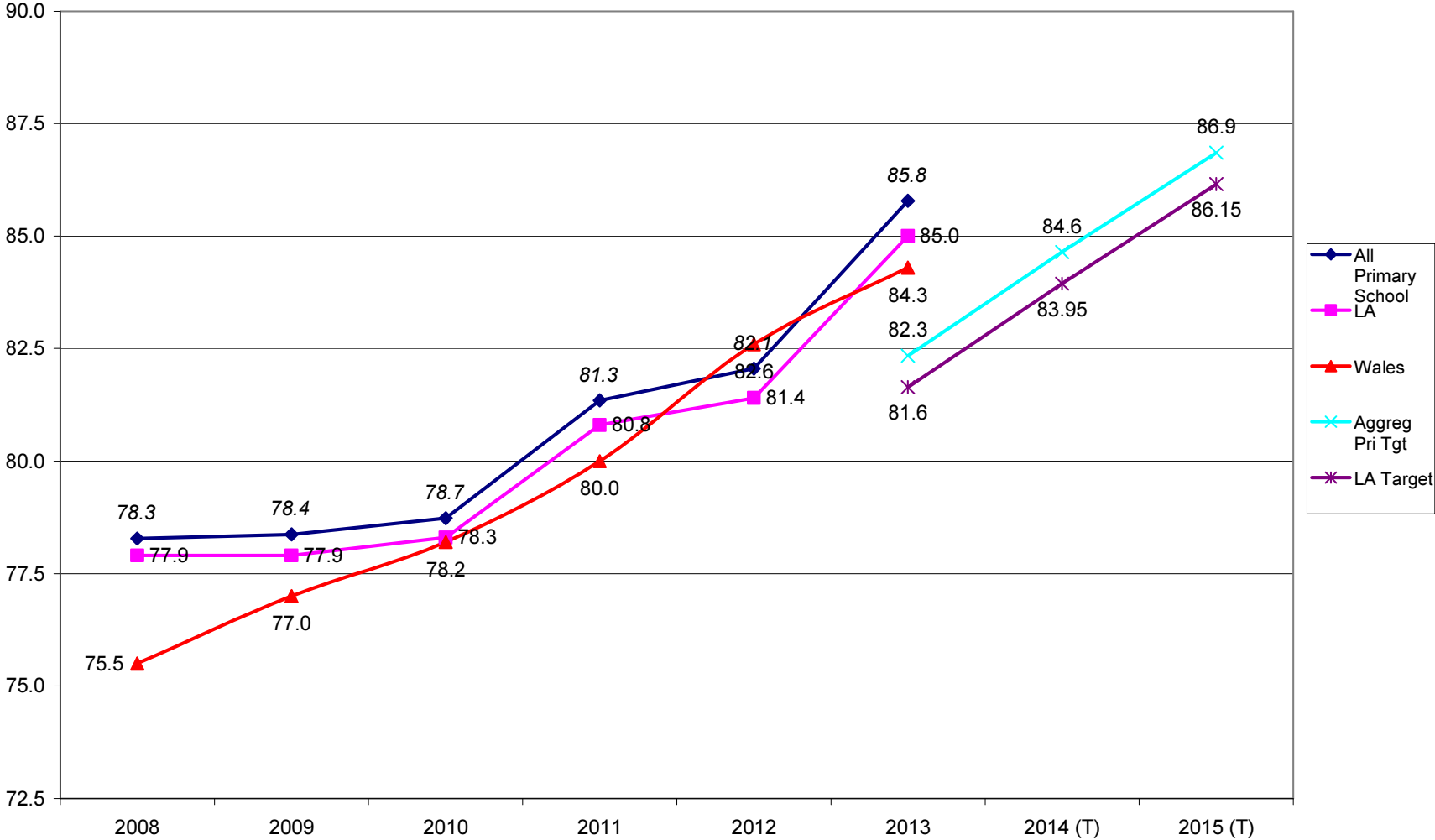
Foundation Phase Data 2013 (2012)

	LA	WALES	POSITION
Lang, Lit and Comm. Skills in English (LCE)	87.3% (82%)	85.3% (83.4%)	7 th (14 th)
Lang, Lit, Comm. Skills in Welsh 1 st (LCW)	84.4% (84.1%)	86.7% (85.9%)	17 th (15 th)
Mathematical Development (MD)	89.0% (85.9%)	87.4% (86.6%)	9 th (15 th)
Personal + social, well-being and cultural diversity(PSD)	94.3% (91.5%)	93.0% (90.8%)	8 th (11 th)
FP Outcome Indicator (FPI)	84.4% (79.7%)	83.0% (80.5%)	11 th (15 th)

Following disappointing results in 2012, Flintshire Foundation Phase outcomes generally increased by more than those across Wales in 2013. This followed revised advice to schools and the introduction of FP target setting for the first time. GwE Systems Leaders will now track future performance and ensure appropriate steps are taken to move the LA closer to its targeted position of 6th place next year.

Key Stage 2 Core Subject Indicator

KEY STAGE 2 - CSI ALL PUPILS

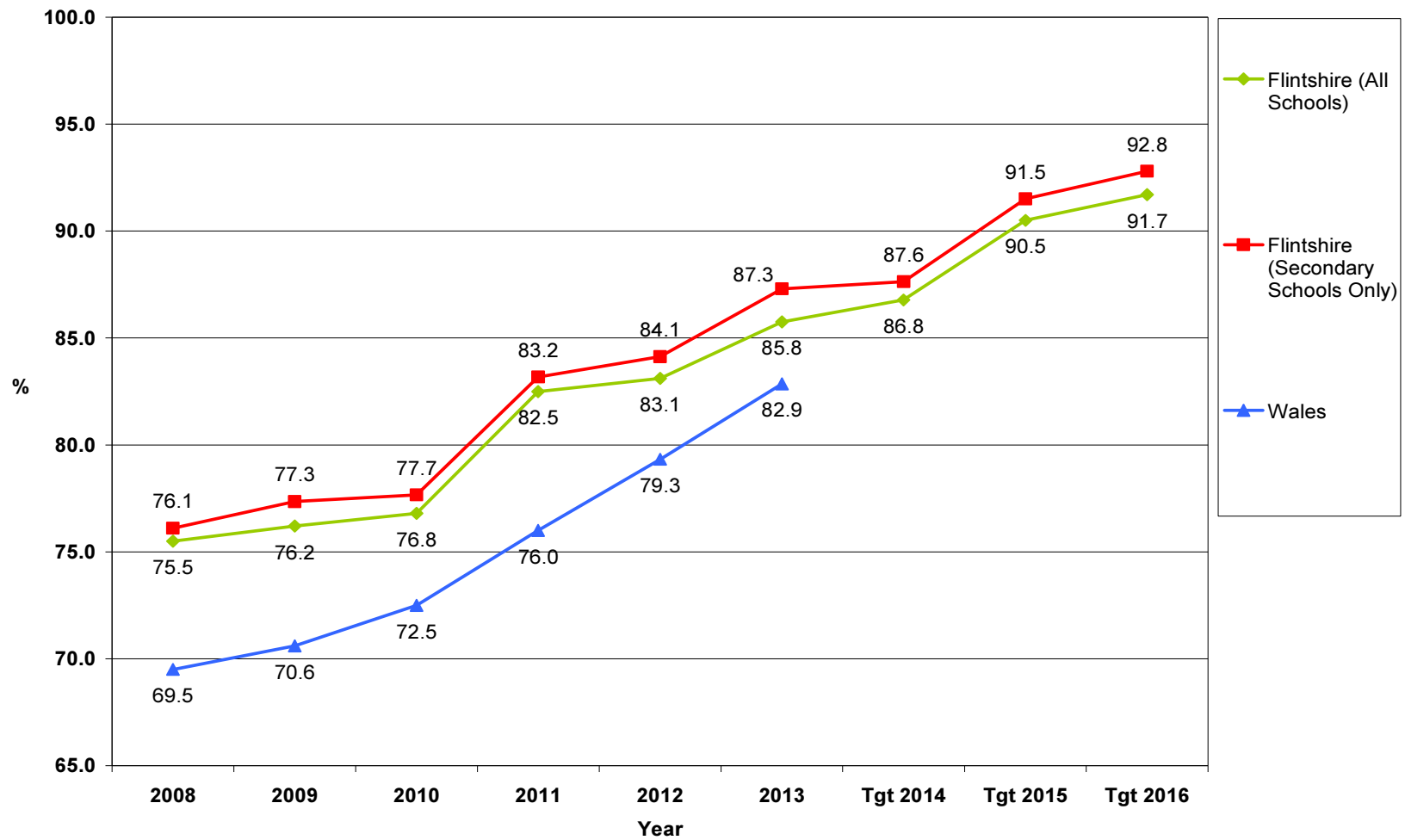




KS2 Core Subjects Wales Ranking 2013 (2012)

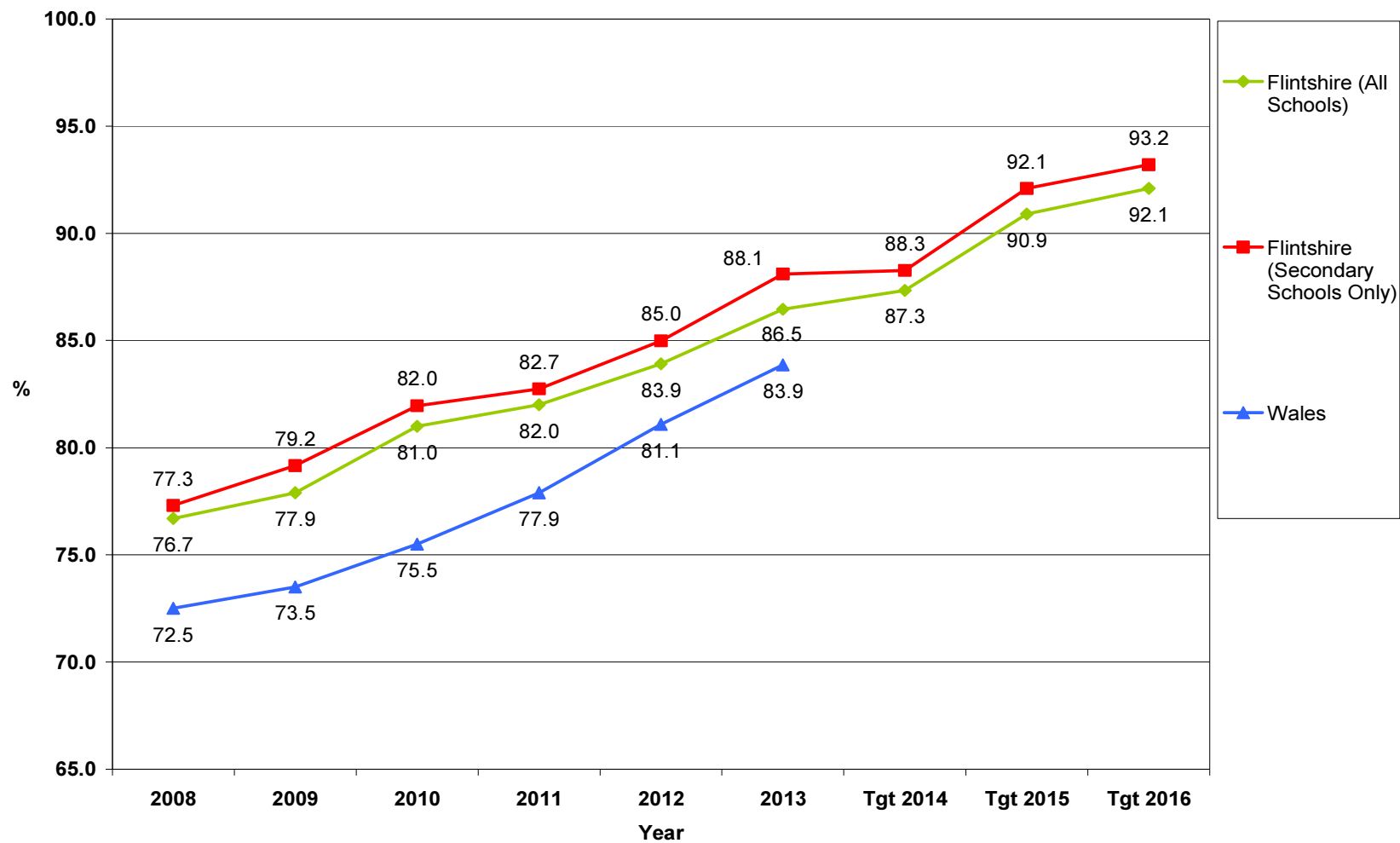
- » **English – 10th (17th)**
 - » **Welsh (1st Lang) – 8th (20th)**
 - » **Mathematics – 10th (16th)**
 - » **Science – 14th (16th)**
 - » **CSI – 12th (16th)**
 - » **CSI Boys – 10th (18th)**
 - » **CSI Girls – =15th (=16th)**
- **The upward trend in the end of key stage performance in core subjects and the CSI continued in 2013. Whereas in 2012, the rate of improving outcomes in other LAs in Wales was faster than that in Flintshire this has been reversed in 2013 with Flintshire outcomes again above those of Wales in all Core areas and the CSI.**
 - **In 2012-13, schools were rigorously challenged to set the most aspirational targets for learners, in order to continuously raise standards and increase the rate of improvement. In 2013-14, targets continue to be set with GwE Systems Leaders now responsible for undertaking this task with schools.**

KS3 English

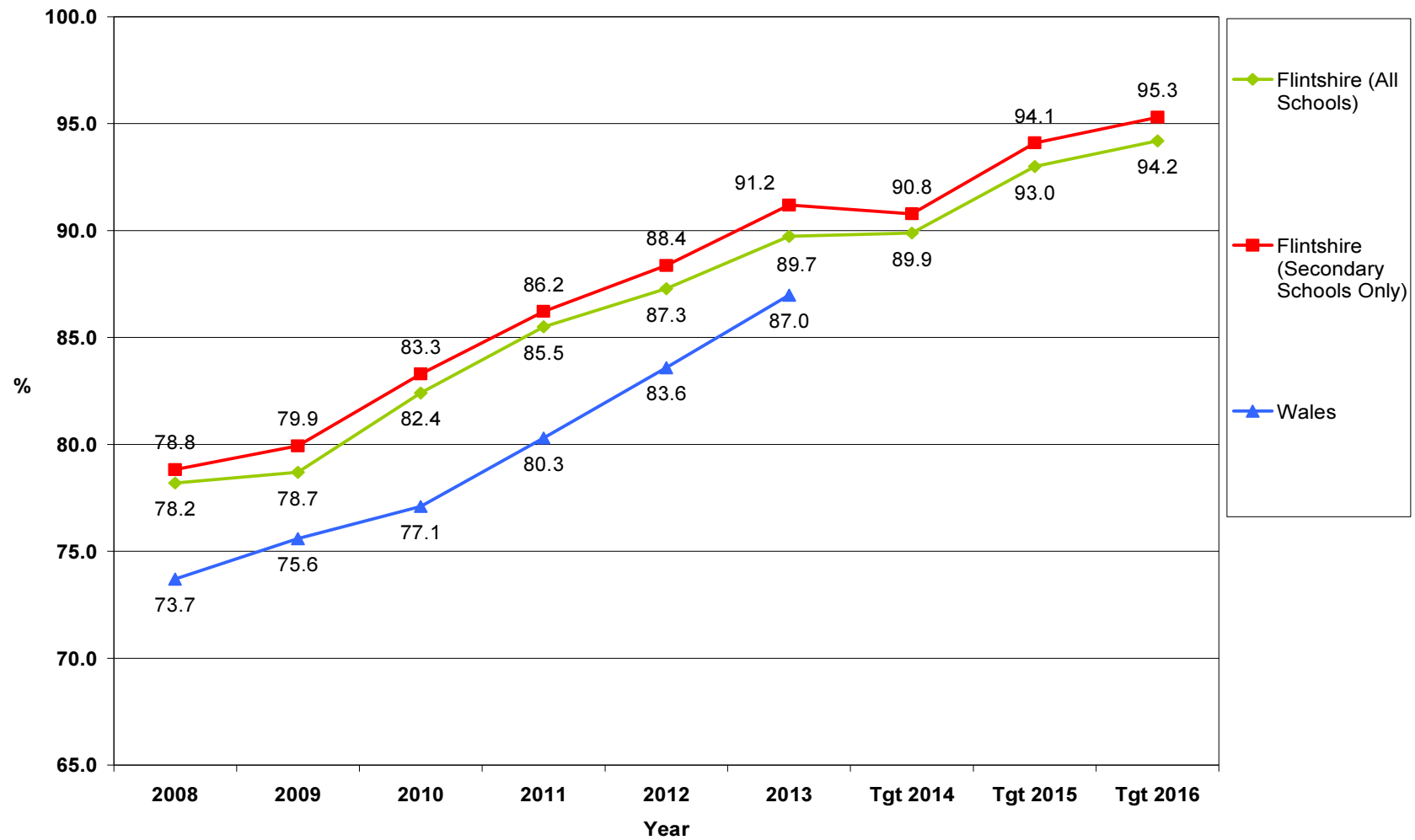




KS3 Mathematics

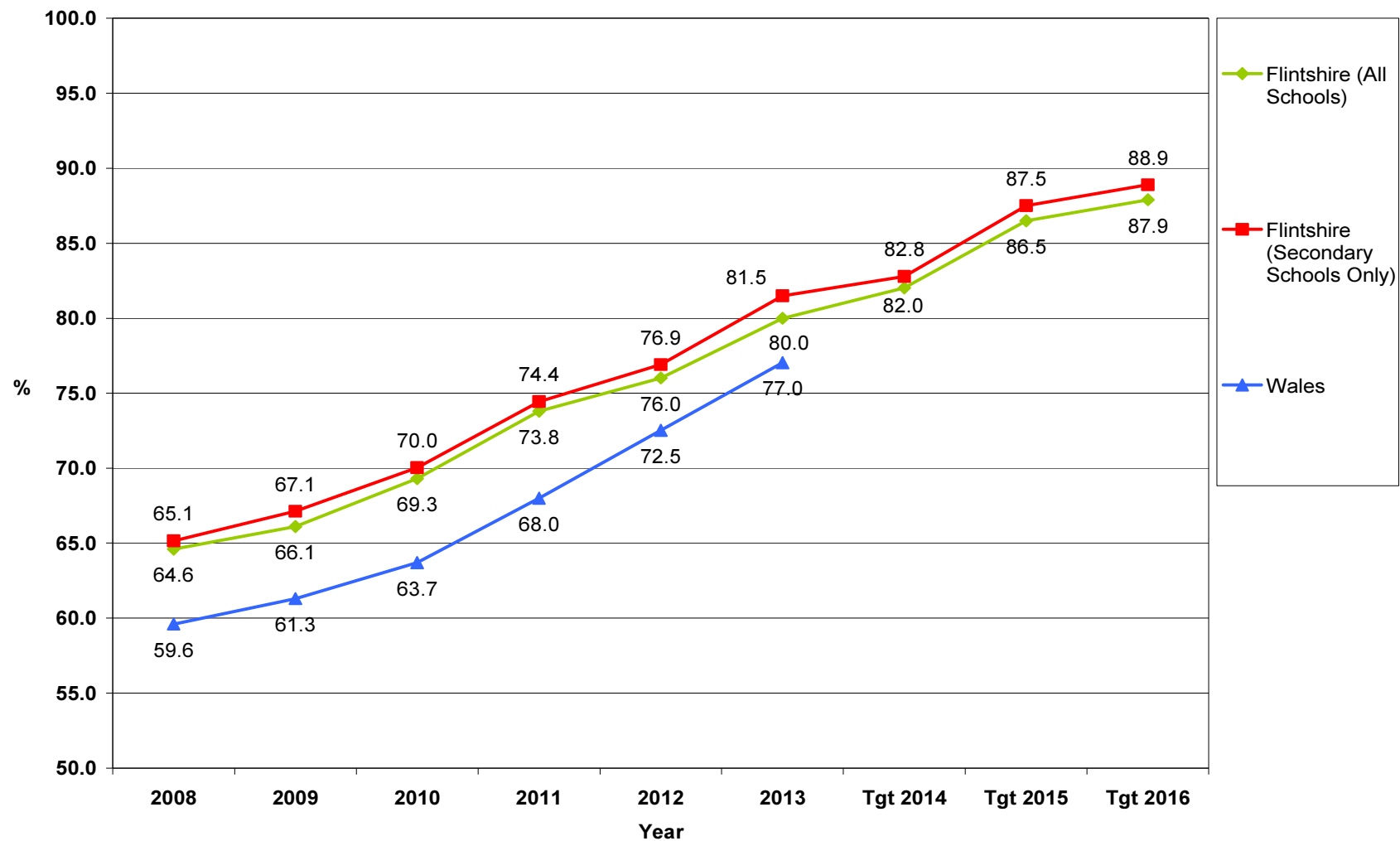


KS3 Science





KS3 Core Subject Indicator (CSI)





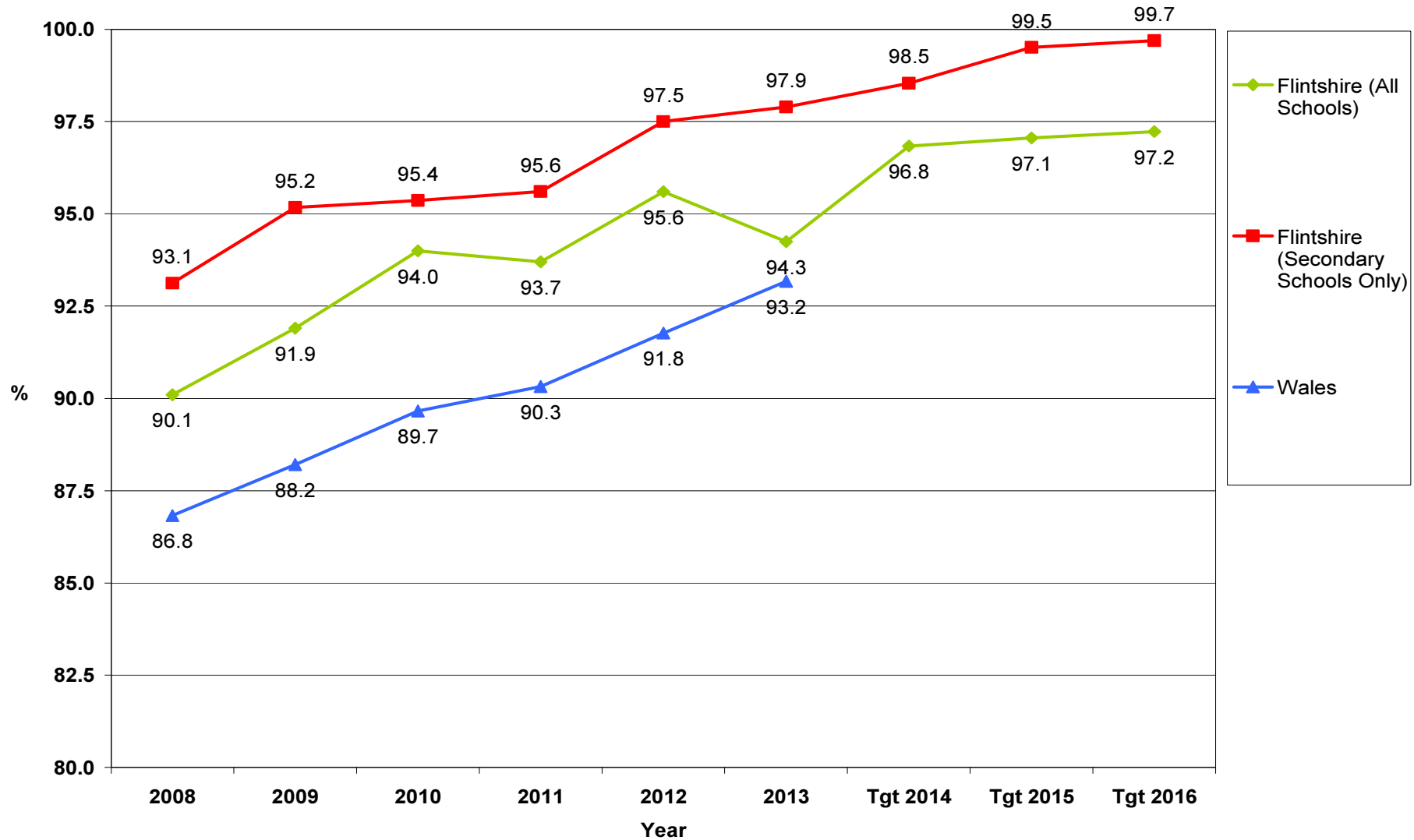
KS3 All Subjects Wales Ranking 2013 (2012)

- » **English – 7th (6th)**
- » **Welsh (1st Lang) – 18th (8th)**
- » **Mathematics – 7th (7th)**
- » **Science – 7th (3rd)**
- » **CSI – 8th (7th)**
- » **CSI Boys – 8th (4th)**
- » **CSI Girls – =6th (11th)**

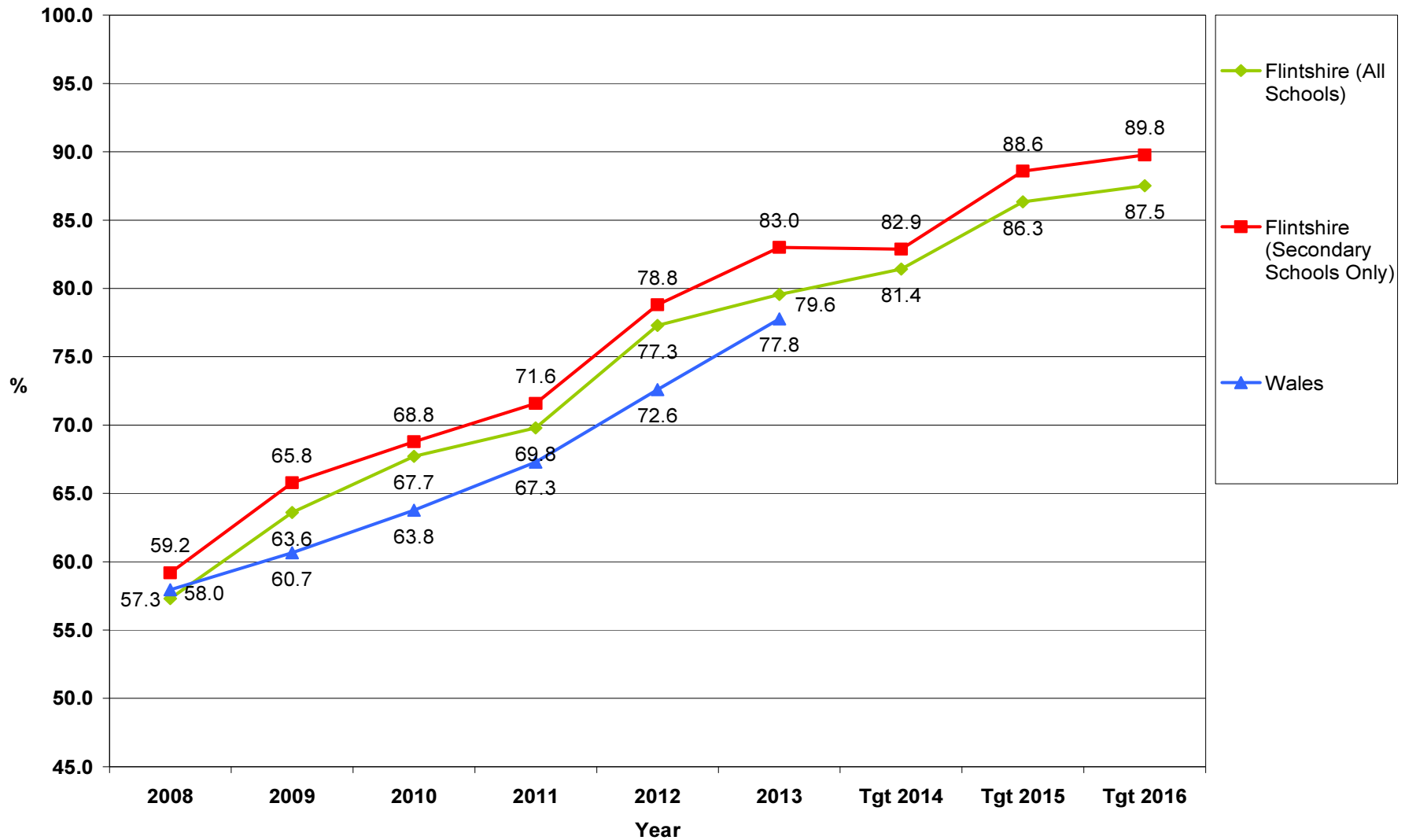
- » **Progress remains good at Key Stage 3. All targets aggregated across schools were met and outcomes increased in all but one of these subjects. Targets set by schools are for continued improvement in 2014 and 2015.**

- » **Art – =1st (1st)**
- » **Design Technology –5th (3rd)**
- » **Geography – 4th (3rd)**
- » **History – 7th (3rd)**
- » **IT – 6th (3rd)**
- » **MFL – 11th (4th)**
- » **Music – 6th (2nd)**
- » **PE – 9th (9th)**
- » **Welsh (2nd Lang) – 11th (4th)**

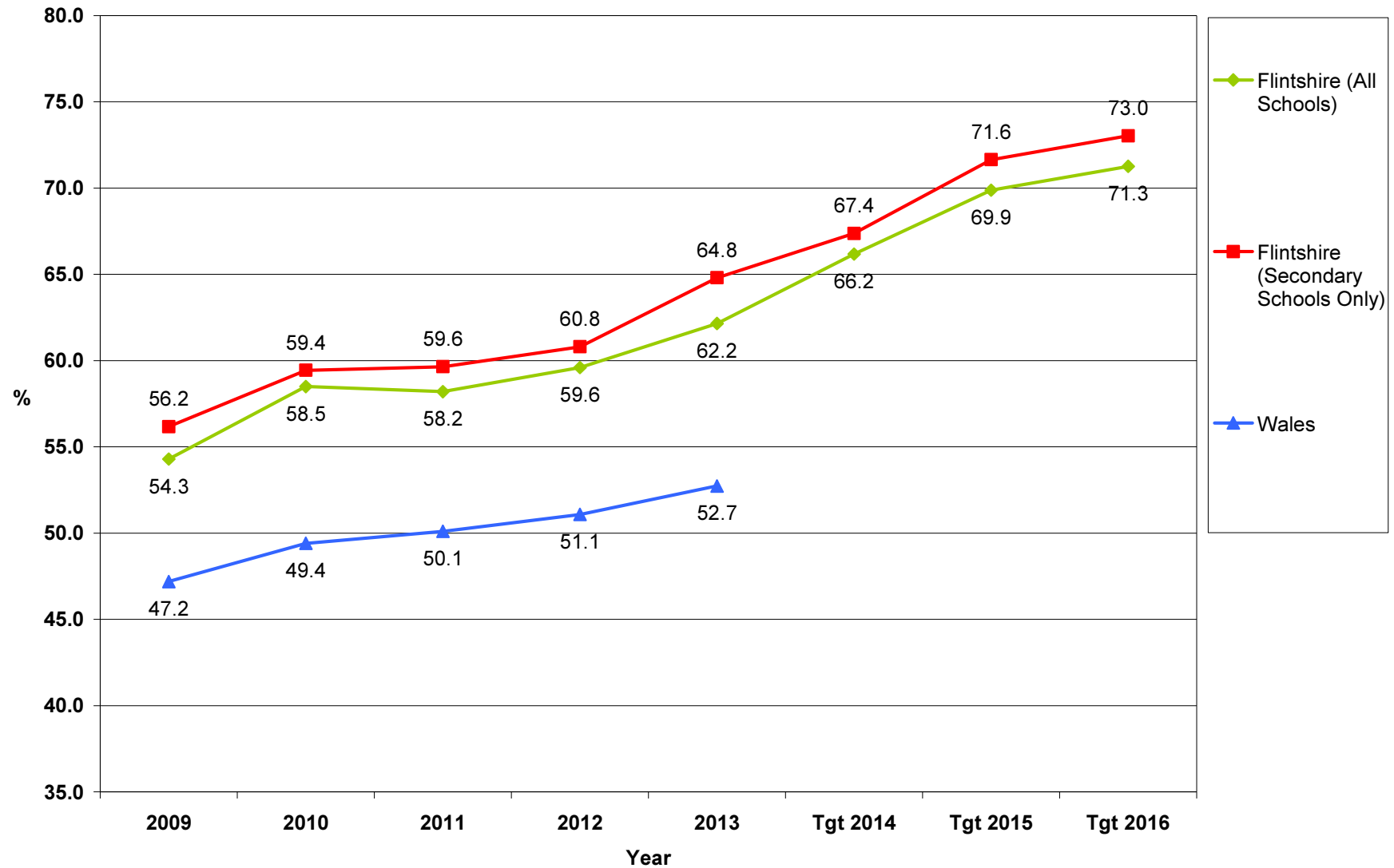
KS4 Level 1 Threshold



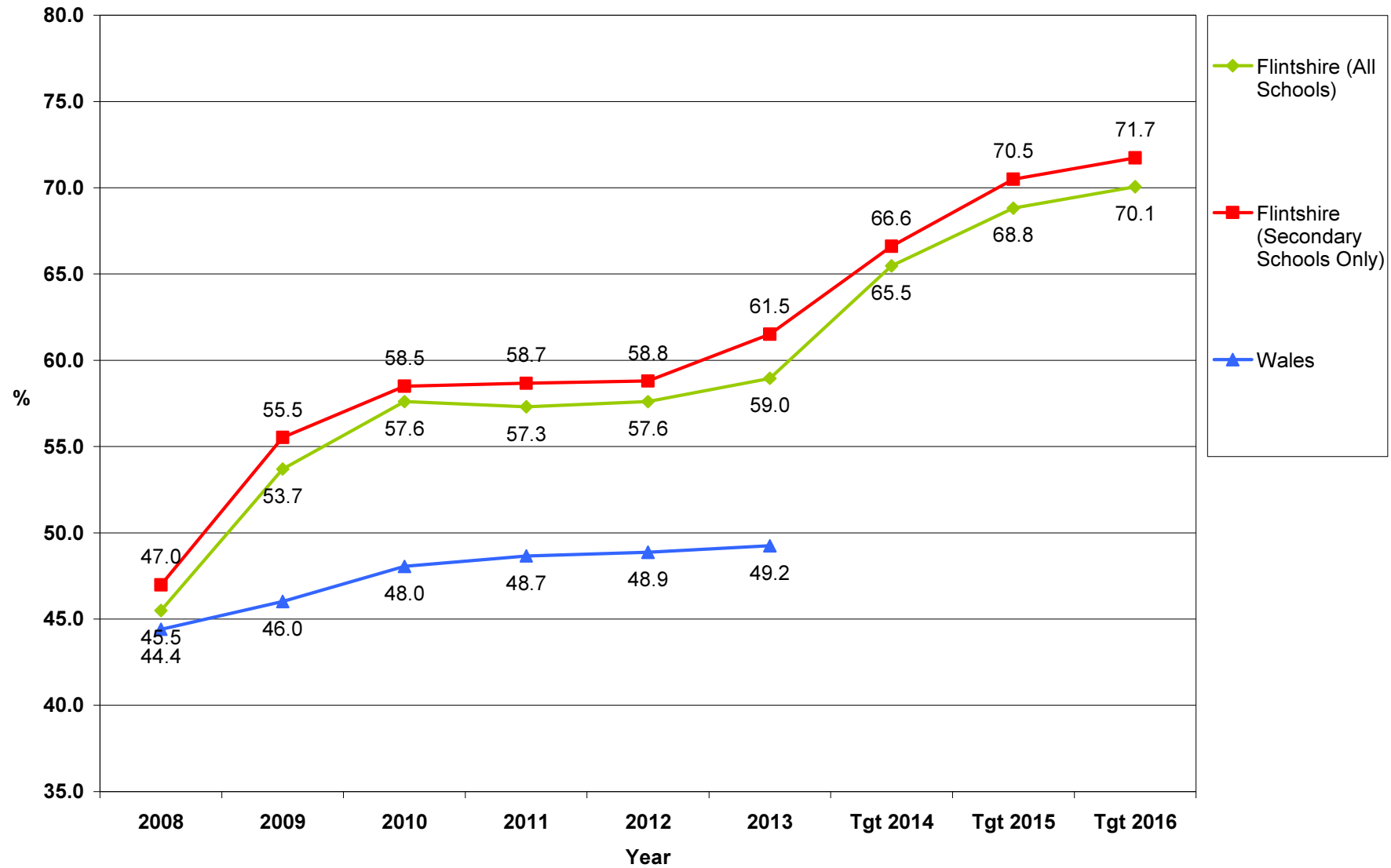
KS4 Level 2 Threshold



KS4 Level 2 Threshold inc MEW

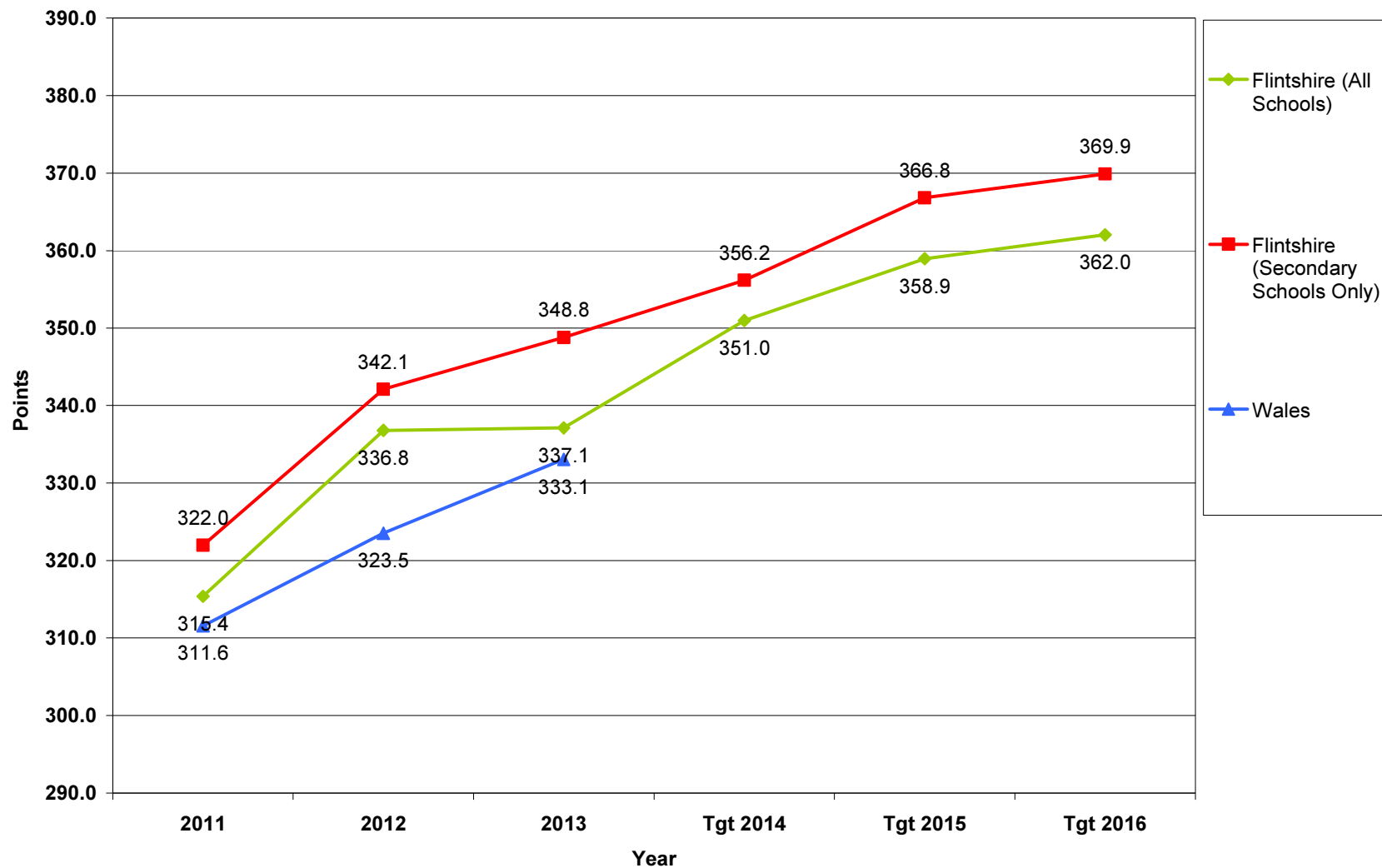


KS4 CSI





KS4 Capped Points Score





KS4 All Subjects Wales Ranking 2013 (2012)

- » **Level 1 Threshold - 9th (1st)**
- » **Level 2 Threshold - 10th (7th)**
- » **Level 2 Threshold inc MEW - 1st (2nd)**
- » **Core Subject Indicator - 2nd (2nd)**
- » **Capped Points Score - 11th (6th)**
- » **Average Wider Points Score – 8th (4th)**
- » **Outcomes remain very good at Key Stage 4, particularly in the main quality indicator which measures the proportion of learners who achieve the Level 2 Threshold (5 or more GCSE passes at grades A* to C) including Mathematics and English/Welsh 1st Language. All but one indicator (Level 1 Threshold) demonstrated improved performance in 2013 compared to 2012.**



Primary School Attendance

	Rank 2013								
	Wales 2013	93.7%							
	Flintshire 2013	94.1%							
	Rank 2012	=6th							
	Wales 2012	93.9%							
	Flintshire 2012	94.6%							
	Rank 2011	7th							
	Wales 2011	93.3%							
	Flintshire 2011	93.9%							
			Attendance						
				Unauthorised Absence					



Secondary School Attendance

	Rank 2013	Wales 2013	Flintshire 2013	Rank 2012	Wales 2012	Flintshire 2012	Rank 2011	Wales 2011	Flintshire 2011	
Attendance	=4th	92.6%	93.3%	=2nd	92.1%	93.1%	=2nd	91.4%	92.4%	
Unauthorised Absence	=1st	1.3%	0.4%	=2nd	1.4%	0.5%	=1st	1.5%	0.5%	

Banding 2013



Secondary School Banding Notification		Level 2 threshold including English/Welsh and mathematics					Capped point score					English/Welsh and mathematics			Attendance			The four group scores are totalled to give an overall score					BAND for 2013	BAND for 2012	Variance
		2013 performance	2013 performance set against FSM	Relative progress over 3 years	Contextual value added	Group score	2013 performance	2013 performance set against FSM	Relative progress over 3 years	Contextual value added	Group score	English/Welsh 2013 performance set against FSM	Mathematics 2013 performance set against FSM	Group score	2013 performance set against FSM	Relative progress over 3 years	Group score	Level 2 threshold including English/Welsh and mathematics	Capped point score	English/Welsh and mathematics	Attendance (50% weighting)	Total overall score			
4000	Hawarden High School	1	1	2	3	7	2	3	2	4	11	2	1	3	1	2	3	7	11	3	1.5	22.5	2	3	1
4006	Alun School	1	1	1	1	4	1	2	1	2	6	1	1	2	3	2	5	4	6	2	2.5	14.5	1	1	0
4011	Elfed High School	1	1	1	1	4	2	2	1	3	8	2	1	3	3	3	6	4	8	3	3	18.0	2	3	1
4012	Holywell High School	4	3	2	3	12	4	4	3	4	15	2	1	3	4	4	8	12	15	3	4	34.0	4	4	0
4013	St. David's High School	2	1	2	1	6	2	2	1	2	7	3	2	5	4	4	8	6	7	5	4	22.0	2	4	2
4017	Castell Alun High School	1	3	4	2	10	1	3	2	2	8	2	1	3	1	4	5	10	8	3	2.5	23.5	2	1	(1)
4018	Maes Garmon	1	2	2	2	7	1	2	3	2	8	1	3	4	2	3	5	7	8	4	2.5	21.5	2	3	1
4019	John Summers High School	4	2	3	2	11	4	3	4	3	14	2	1	3	1	4	5	11	14	3	2.5	30.5	3	2	(1)
4021	Flint High School	2	2	2	2	8	1	1	1	1	4	2	1	3	1	1	2	8	4	3	1	16.0	1	1	0
4022	Connah's Quay High School,	2	1	2	2	7	2	3	2	3	10	2	2	4	3	2	5	7	10	4	2.5	23.5	2	2	0
4042	Argoed School	1	3	3	1	8	3	4	4	3	14	4	4	8	2	2	4	8	14	8	2	32.0	4	2	(2)
4600	St Richard Gwyn RC High School	1	2	1	1	5	3	4	2	4	13	3	2	5	3	4	7	5	13	5	3.5	26.5	3	4	1