



Risk management framework

Monthly monitoring report: 30 April 2021

Clwyd Pension Fund
May 2021

Peter Gent, FIA
Lucy Smith, CFA



welcome to brighter

Overriding objectives

Stable and
affordable
contribution
rate



Versus

Achieve returns
in excess of CPI
required under
funding
arrangements



Objectives are two-fold but conflicting

- Risk needs to be taken in order to achieve returns, but risk does not guarantee returns

Need to ensure a reasonable balance between the two objectives

- Do you need to take the same level of risk when 70% funded (say) as when 110% funded?

Executive summary



= as per or above expectations



= to be kept under review



= action required



Overall funding position at 30 April 2021

- Ahead of existing recovery plan
- Funding level has breached the soft trigger of 100%



The funding position is ahead of the target by around 9% as at 30 April 2021. As the soft trigger had been breached the FRMG will consider if any actions are required.



Liability hedging mandate at 31 March 2021

- Insight in compliance with investment guidelines
- Outperformed the benchmark marginally over Q1 2021



No triggers breached over Q1 2021.



Synthetic equity mandate at 31 March 2021

- Insight in compliance with investment guidelines
- Underperformed the benchmark over Q1 2021



A dynamic protection structure was implemented in late May 2018, with refinements made in November 2020. The TRS structure is due to roll on 23 May 2021 with no further changes to the strategy.



Currency hedging at 30 April 2021

- Currency hedging overlay implemented in the QIF in August 2019.
- As at 30 April 2021, the market value of the currency hedge since inception on 22 August 2019 was £13.5m



No action required.



Cash Plus Funds, collateral and counterparty position at 31 March 2021

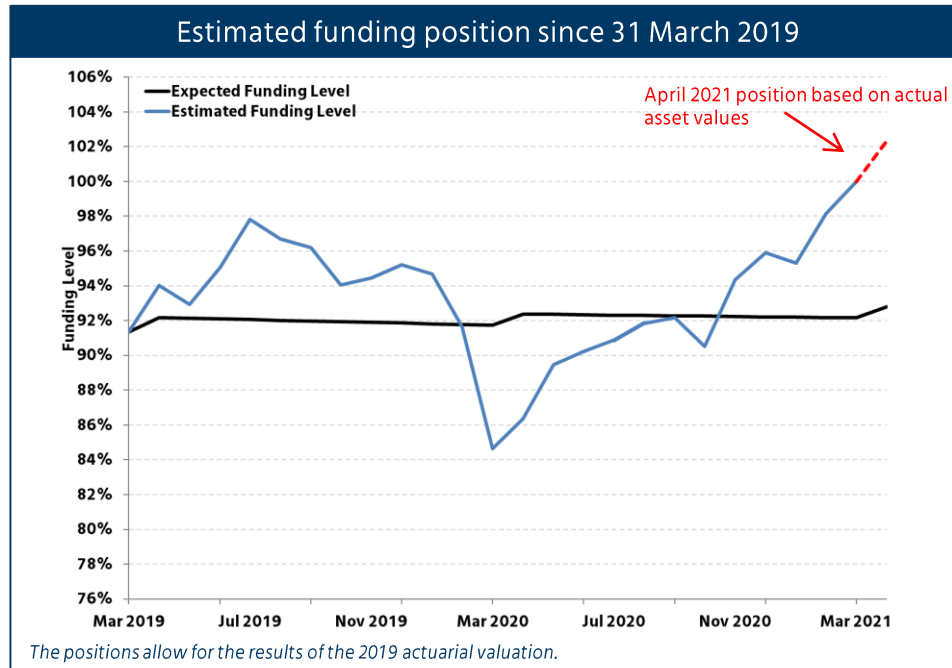
- The Cash Plus Fund has underperformed the benchmark since inception, but the collateral waterfall outperformed over Q1 2021. We will continue to monitor performance.
- The Insight QIF can sustain at least a 1.4% rise in interest rates or 0.8% fall in inflation without eliminating all headroom.



Overall, the collateral waterfall has increased by £7.6m at 31 March 2021 since implementation at 31 January 2019 versus the previous structure.

The Fund has more than sufficient collateral to withstand this as at 31 March 2021. Consideration is being given to releasing some of this back into the portfolio.

Funding level monitoring to 30 April 2021



Comments

The **black line** shows a projection of the *expected* funding level from the 31 March 2019 valuation based on the assumptions (and contributions) outlined as part of the 2019 actuarial valuation. The expected funding level at 30 April 2021 was around 93%.

The **blue line** shows an estimate of the progression of the funding level from 31 March 2019 to 31 March 2021. The **red dashed line** shows the progression of the estimated funding level over April 2021. At 30 April 2021, we estimate the funding level and surplus to be:

102% £51m*

This shows that the Fund's position was ahead of the expected funding level at 30 April 2021 by around 9% on the current funding basis.

Uncertainty continues to be prevalent in the investment environment due to the potential economic impact of the COVID-19 pandemic. This means that the likelihood of achieving the assumed real returns (CPI + 1.65% p.a. at this update) going forward has fallen. To illustrate the impact, a reduction of 0.25% p.a. in the assumed future investment return/real discount rate would reduce the funding level by c.4% to c.98% with a corresponding decrease in surplus of £90m to a deficit of £39m.

This will be kept under review in light of changing market conditions and the economic outlook.

Funding Level Triggers

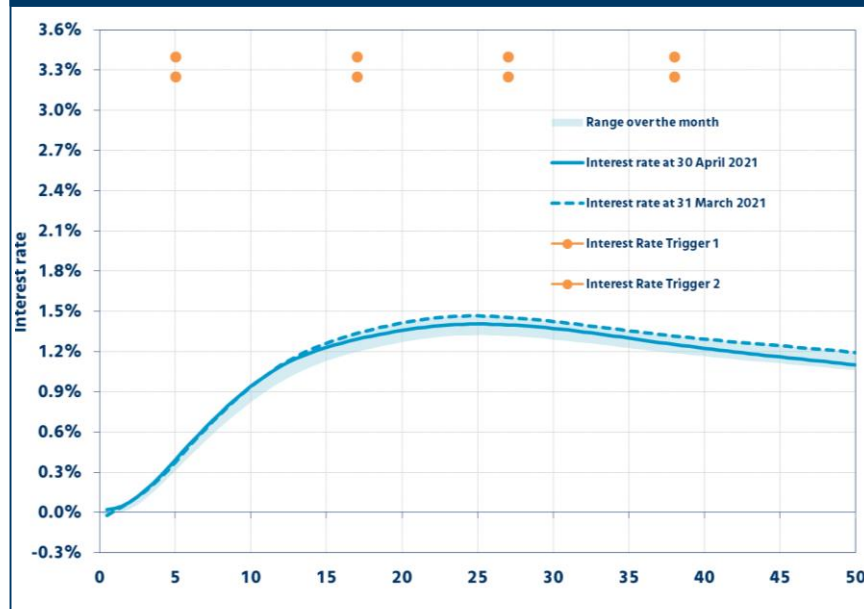
It was concluded at the FRMG on 20 June 2017 that the funding level is not currently sufficiently high to warrant de-risking in a traditional sense via a change in long term strategy.

It was agreed that a "soft" trigger will be put in place to prompt FRMG discussions regarding potential actions if the funding level exceeds 100% on the current funding basis. As this has been breached discussion have now commenced.

*Asset values based on assets provided by Mercer investment consultants as at 30 April 2021. Note this includes a stale asset value for the WPP Fund pending clarification.

Update on market conditions and triggers

Change in interest rates



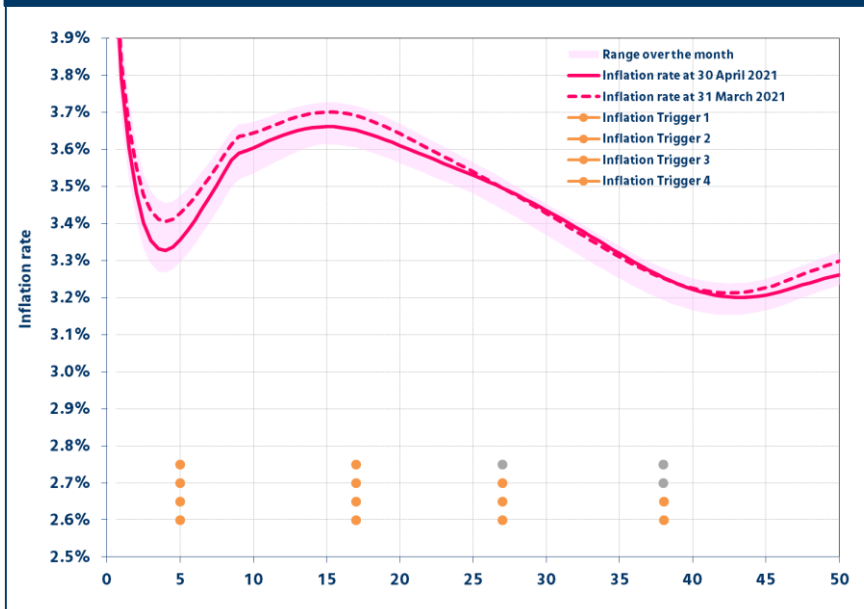
Date	Band 1	Band 2	Band 3	Band 4	Actual
31 March 2021	18.80%	18.77%	19.83%	27.72%	22.5%

Comments

Over the month of April, interest rates were relatively unchanged, falling slightly at longer durations.

Based on market conditions as at 30 April 2021, yields would need to rise by c. 1.8% p.a. before the Fund would hit any of the revised interest rate triggers implemented by Insight in Q3 2017.

Change in inflation rates (note: different scale)



Date	Band 1	Band 2	Band 3	Band 4	Actual
31 March 2021	38.61%	21.49%	30.10%	60.09%	39.7%

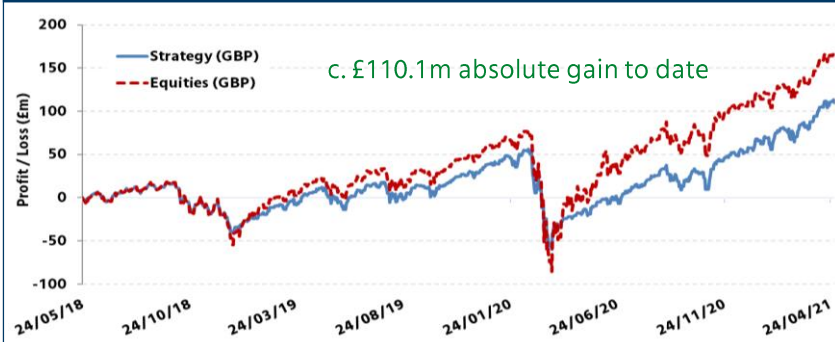
Comments

Over the month of April, inflation expectations were relatively unchanged, falling slightly at the shortest and longest durations.

Trading took place over August and September 2020 to move to the new benchmark, which brings the portfolio back to a c.20% interest rate hedge ratio and c.40% inflation hedge ratio overall. No triggers were breached in April.

Update on equity protection mandate

Strategy versus equity index

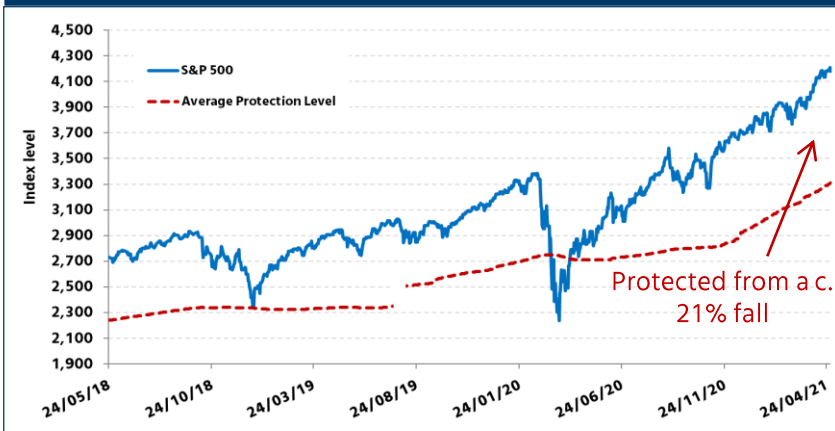


GBP returns	Equity return	Hedging return	Financing return	Costs	Overall return	Relative return
MTD	5.4%	(0.4%)	(0.3%)	(0.0%)	4.6%	(0.7%)
YTD	14.8%	(2.0%)	0.0%	(0.2%)	12.7%	(2.1%)
SI (per annum)	14.5%	(3.4%)	(2.4%)	(0.5%)	9.6%	(4.9%)

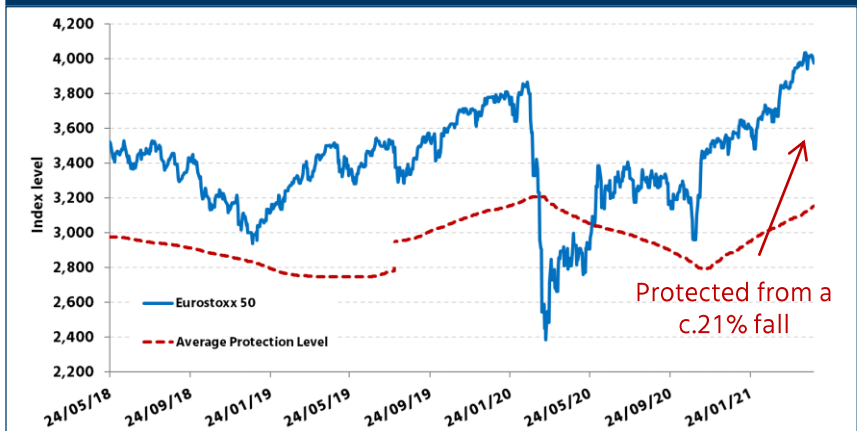
Comments

- The Fund implemented a dynamic equity protection strategy on 24 May 2018 with exposure of £362m. The equity protection strategy was revised in Q4 2020, increasing the call frequency to two weekly. This ensures that the Fund can participate in more upside. The TRS structure is due to roll on 23 May 2021 with no further changes to the strategy.
- Strong positive equity returns over April meant that the strategy underperformed, with both hedging and financing legs detracting from returns. As at 30 April 2021, there was a gain of c.£110.1m on the strategy since inception, relative to a c. £164.1m gain had the Fund invested in passive equities (with no frictional costs).
- From inception on 8 March 2019 to 30 April 2021 the currency hedge of the market value of the synthetic equity mandate has contributed a c. £2.3m gain relative to an unhedged position given that sterling has strengthened since inception.

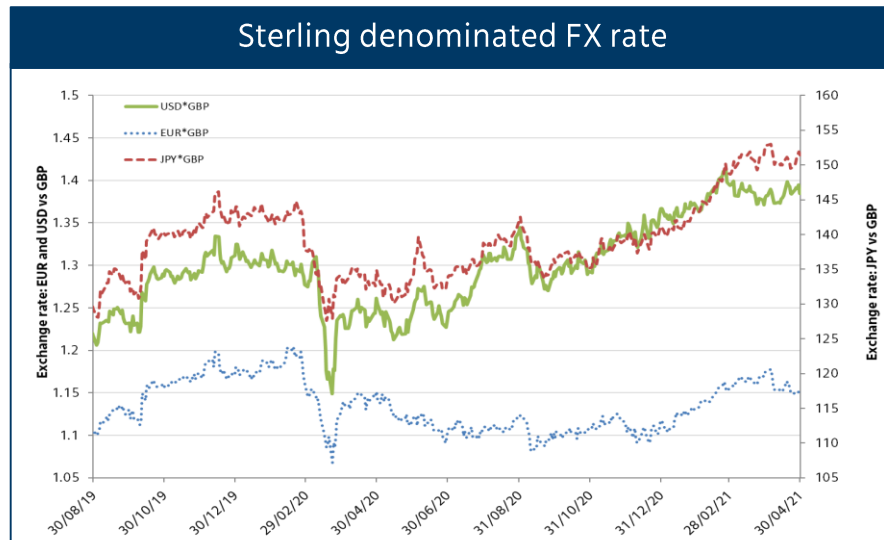
US equity exposure



European equity exposure



Developed market physical equity currency hedge



- Comments**
- A currency hedge was placed on the physical, developed equity portfolio to lock-in gains from sterling weakness and reduce currency risk.
 - The hedge has been implemented via a currency overlay, using 3 month forward contracts, within the Insight QIAIF. The hedge is updated quarterly to allow for changes in the underlying equity exposure.
 - As at 30 April 2021, the market value of the currency hedge since inception on 22 August 2019 was £13.5m.
 - The market value has fallen over April following sterling weakening against the Euro and Yen. This was partially offset by the strengthening against the US dollar.

	Currency basket weight	FX performance (since inception*)	FX change in performance since 31 March 2021
EUR	16%	£1.2m	(£0.5m)
JPY	9%	£2.6m	(£0.1m)
USD	75%	£9.7m	£0.5m
	100%	£13.5m	(£0.2m)

*Insight transacted on the currency hedge on 22 August 2019.

Figures may not sum due to rounding.

Glossary

- **Actuarial Valuation** - The formal valuation assessment of the Fund detailing the solvency position and determining the contribution rates payable by the employers to fund the cost of benefits and make good any existing shortfalls as set out in the separate Funding Strategy Statement.
- **Collateral** – Liquid assets held by the Fund as security which may be used to offset the potential loss to a counterparty.
- **Counterparty** – Commonly an investment bank on the opposite side of a financial transaction (e.g. swaps).
- **Deficit** - The extent to which the value of the Fund’s liabilities exceeds the value of the Fund’s assets.
- **Dynamic protection strategy** – Strategy to provide downside protection from falls in equity markets where the protection levels vary depending on evolution of the market.
- **Equity option** – A financial contract in which the Fund can define the return it receives for movements in equity values.
- **Flightpath** - A framework that defines a de-risking process whereby exposure to growth assets is reduced as and when it is affordable to do so i.e. when “triggers” are hit, whilst still expecting to achieve the overall funding target.
- **Funding level** - The difference between the value of the Fund’s assets and the value of the Fund’s liabilities expressed as a percentage.
- **Funding & Risk Management Group (FRMG)** - A subgroup of Pension Fund officers and advisers set up to discuss and implement any changes to the Risk Management framework as delegated by the Committee. It is made up of the Clwyd Pension Fund Manager, Pension Finance Manager, Fund Actuary, Strategic Risk Adviser and Investment Advisor.
- **Hedging** - A strategy aiming to invest in low risk assets when asset yields are deemed attractive. Achieved by investing in government backed assets (or equivalent) with similar characteristics to the Fund future CPI linked benefit payments.
- **Hedge ratio** – The level of hedging in place in the range from 0% to 100%.
- **Insight QIAIF (Insight Qualifying Investor Alternative Investment Fund)** – An investment fund specifically designed for the Fund to allow Insight to manage the liability hedging and synthetic equity assets.

Important notices

References to Mercer shall be construed to include Mercer LLC and/or its associated companies.

© 2021 Mercer LLC. All rights reserved.

This contains confidential and proprietary information of Mercer and is intended for the exclusive use of the parties to whom it was provided by Mercer. Its content may not be modified, sold or otherwise provided, in whole or in part, to any other person or entity, without Mercer's prior written permission.

The findings, ratings and/or opinions expressed herein are the intellectual property of Mercer and are subject to change without notice. They are not intended to convey any guarantees as to the future performance of the investment products, asset classes or capital markets discussed. Past performance does not guarantee future results. Mercer's ratings do not constitute individualized investment advice.

Information contained herein has been obtained from a range of third party sources. While the information is believed to be reliable, Mercer has not sought to verify it independently. As such, Mercer makes no representations or warranties as to the accuracy of the information presented and takes no responsibility or liability (including for indirect, consequential or incidental damages), for any error, omission or inaccuracy in the data supplied by any third party.

This does not constitute an offer or a solicitation of an offer to buy or sell securities, commodities and/or any other financial instruments or products or constitute a solicitation on behalf of any of the investment managers, their affiliates, products or strategies that Mercer may evaluate or recommend.

For the most recent approved ratings of an investment strategy, and a fuller explanation of their meanings, contact your Mercer representative.

For Mercer's conflict of interest disclosures, contact your Mercer representative or see www.mercer.com/conflictsofinterest.

The analysis contained in this paper is subject to and compliant with TAS 100 regulations.

