

# **CORPORATE DASHBOARD REPORTS**

**(FLINTSHIRE COUNTY COUNCIL)**

**QUARTER 1 2021/22**

**(APRIL - JUNE)**

# Table of Contents

<b>1. Flintshire County Council Cumulative Totals</b>	<b>3</b>
<b>2. Non - Schools</b>	
2.1. Headcount and Full Time Equivalent (FTE)	4
2.2. Age Profile	5
2.3. Attendance	6
2.4. Turnover and Stability	7
2.5. Equality and Diversity	8
2.6. Resource Management (Agency)	10
<b>3. Schools</b>	
3.1. Headcount and Full Time Equivalent (FTE)	11
3.2. Age Profile	12
3.3. Attendance	13
3.4. Turnover and Stability	14
3.5. Equality and Diversity	15

# 2021/22 DASHBOARD

## FLINTSHIRE COUNTY COUNCIL CUMULATIVE TOTALS

### TOTAL HEADCOUNT

5,946

### TOTAL FTE

4,667

### LEAVERS / TURNOVER

104 / 1.75%

### AGENCY SPEND 2021/22

£795,000

### TARGET 2021/22

£1.70m

### DAYS LOST PER FTE 2021/22

2.33

### TARGET 2021/22

8.00

# QUARTER 1 2021/22 DASHBOARD

## HEADCOUNT AND FULL TIME EQUIVALENT (FTE) - NON SCHOOLS

### TOTAL HEADCOUNT

2,756

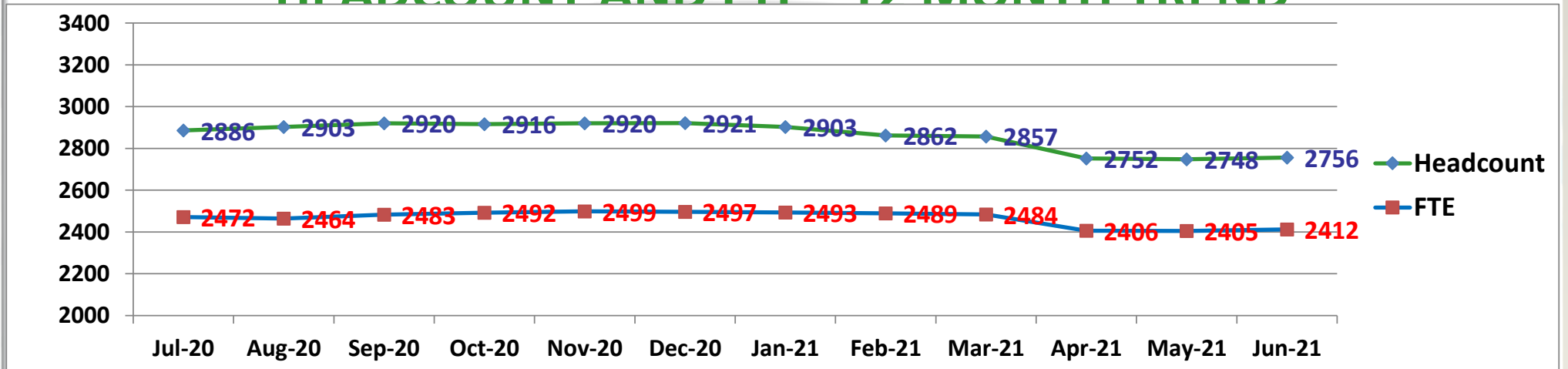
### TOTAL FULL TIME EQUIVALENT

2,412

01/04/2021 2,752  
Increase of 4 person (+0.15%)  
30/06/2021 2,756

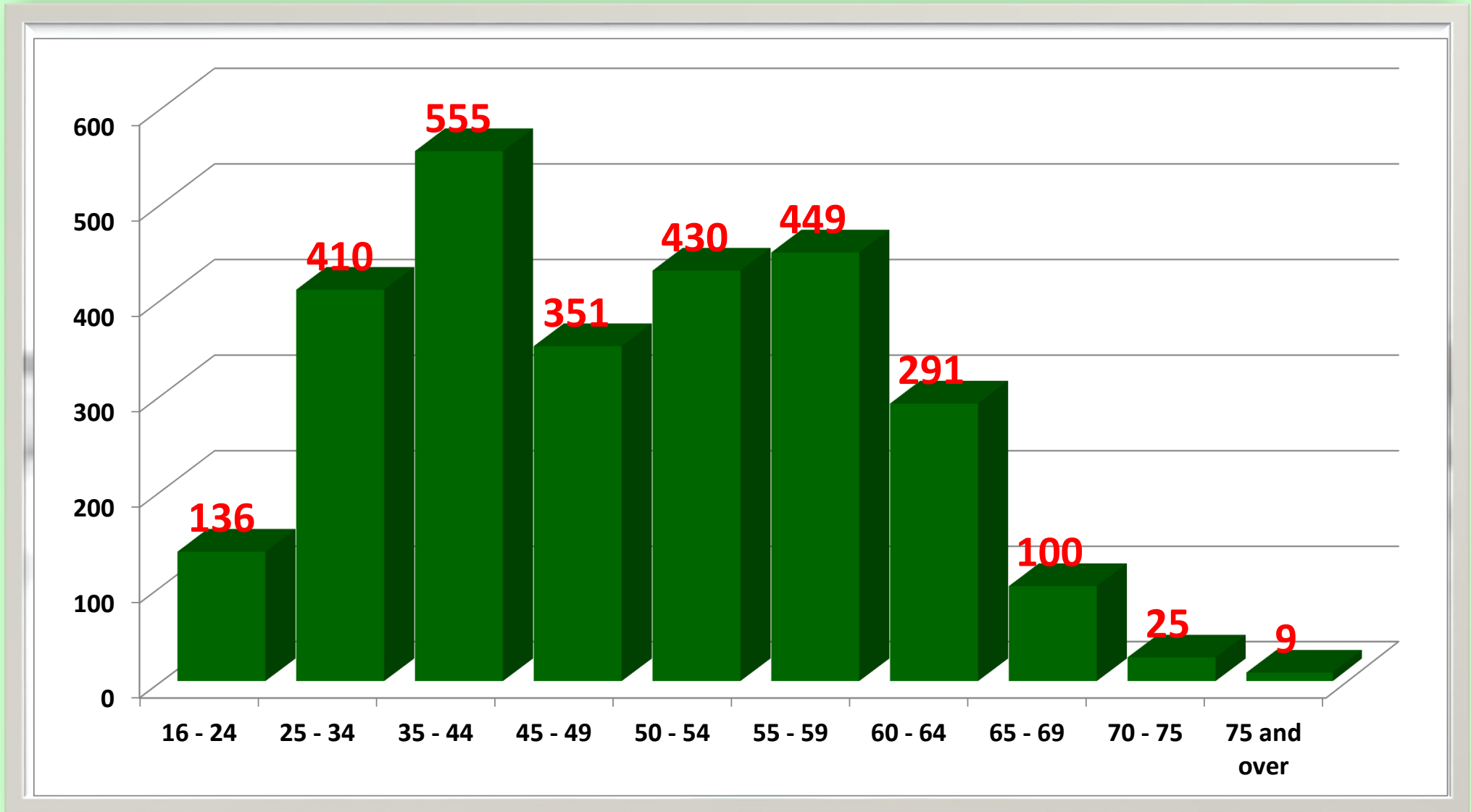
01/04/2021 2,406  
Increase of 6 FTE (+0.25%)  
30/06/2021 2,412

### HEADCOUNT AND FTE - 12 MONTH TREND



# QUARTER 1 2021/22 DASHBOARD

## AGE PROFILE - NON-SCHOOLS




# QUARTER 1 2021/22 DASHBOARD

## ATTENDANCE - NON-SCHOOLS

6

### DAYS LOST PER FTE 2021/22



30/06/2020  
2.11

2.59

30/06/2021  
2.59



**Downturn of 0.48**

### TOP 4 REASONS

1. MUSCULOSKELETAL
2. STRESS, DEPRESSION, ANXIETY
3. STOMACH, LIVER, DIGESTION, VOMITING
4. INFECTIONS

# QUARTER 1 2021/22 DASHBOARD

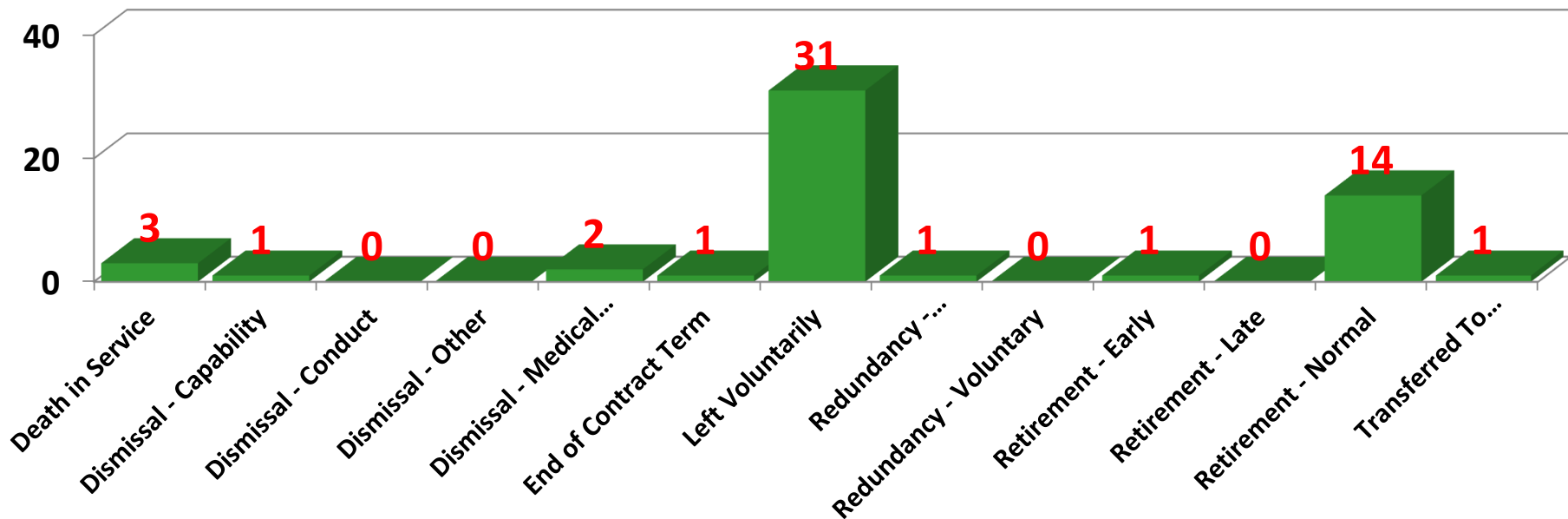
## TURNOVER AND STABILITY - NON SCHOOLS

7

### LEAVERS - 2021/22

55

### LEAVER REASON - 2021/22



# QUARTER 1 2021/22 DASHBOARD

## EQUALITY AND DIVERSITY - NON-SCHOOLS

### GENDER BREAKDOWN

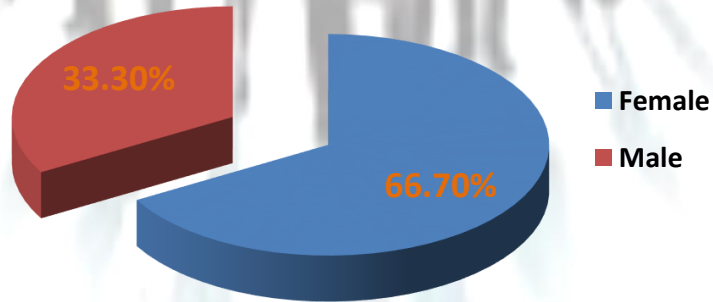
**MALE**

**951**  
(33.30%)

**FEMALE**

**1,905**  
(66.70%)

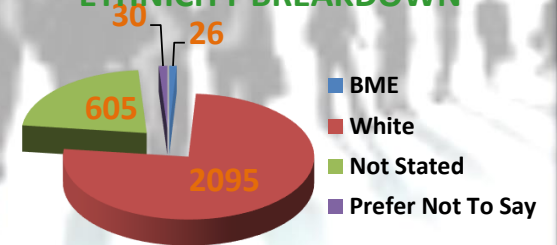
### GENDER BREAKDOWN (%)



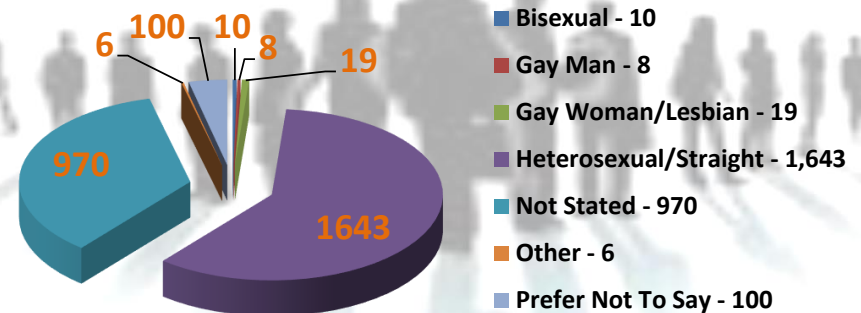
### ETHNICITY

BME - 26  
 WHITE - 2,095  
 PREFER NOT TO SAY - 30  
 NOT STATED - 605

### ETHNICITY BREAKDOWN



### SEXUAL ORIENTATION

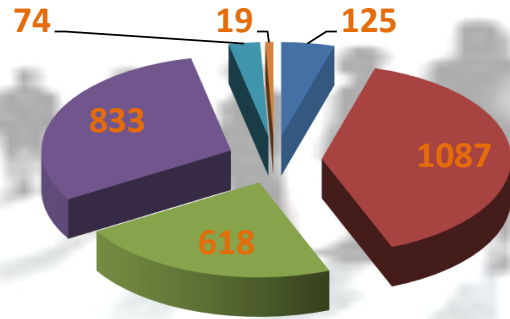




# QUARTER 1 2021/22 DASHBOARD

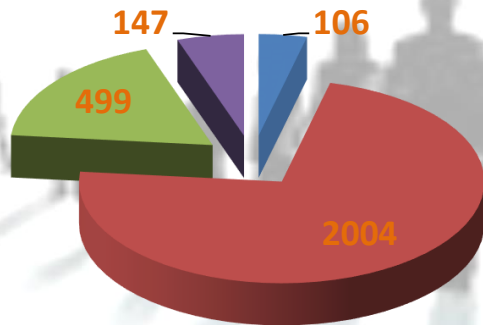
## EQUALITY AND DIVERSITY - NON-SCHOOLS

### MARITAL STATUS



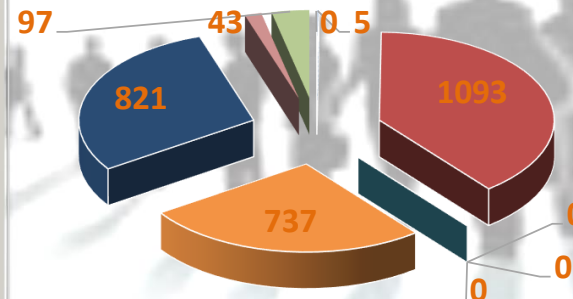
- Divorced / Dissolved Civil Partnership - 125
- Married / Civil Partnership - 1,087
- Not Married or in Civil Partnership - 618
- Not Stated - 833
- Prefer Not To Say - 74
- Widowed / Surviving Civil Partner - 19

### DISABILITY



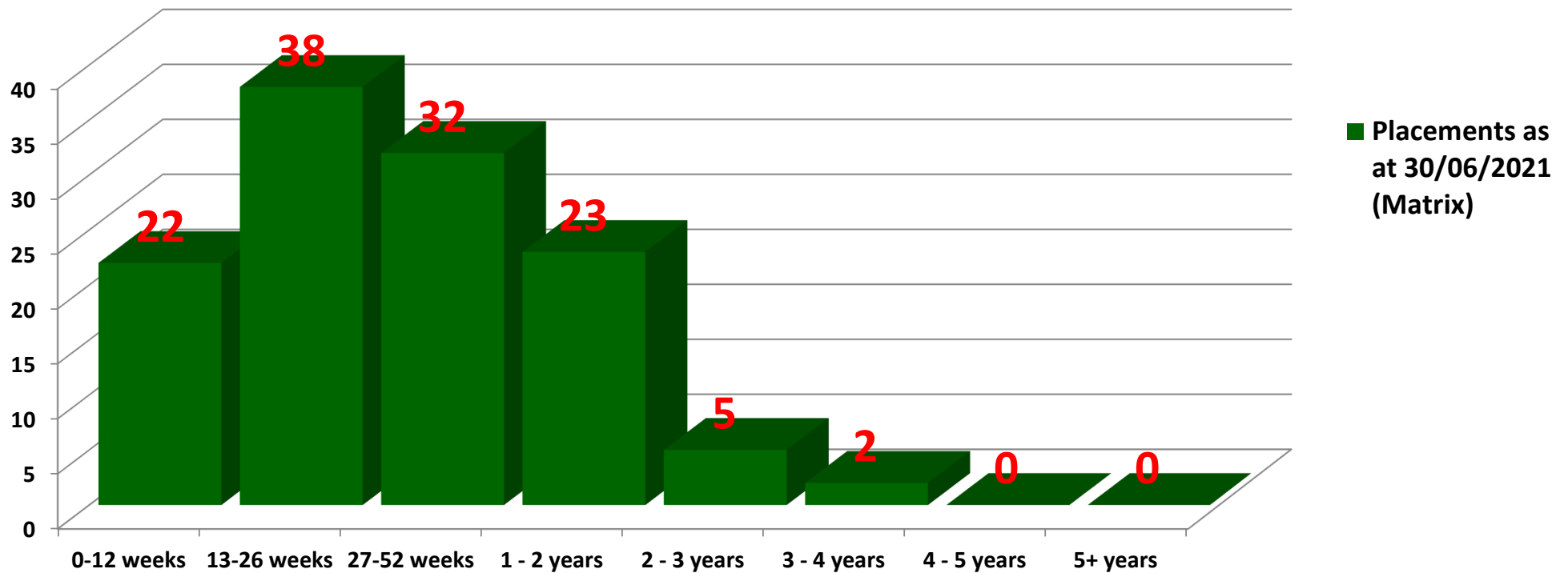
- Yes - 106
- No - 2,004
- Not Stated - 499
- Prefer Not To Say - 147

### RELIGION OR BELIEF



- Buddhist - 5
- Christian - 1,093
- Hindu - 0
- Jewish - 0
- Muslim - 0
- None - 757
- Not Stated - 821
- Other - 43
- Prefer Not To Say - 97
- Sikh - 0

### Agency Tenure Management



# QAURTER 1 2021/22 DASHBOARD

## HEADCOUNT AND FULL TIME EQUIVALENT (FTE) - SCHOOLS

### TOTAL HEADCOUNT

3,190


### TOTAL FULL TIME EQUIVALENT

2,255

01/04/2021 3,180  
Increase of 10 people (-0.31%)  
30/06/2021 3,190

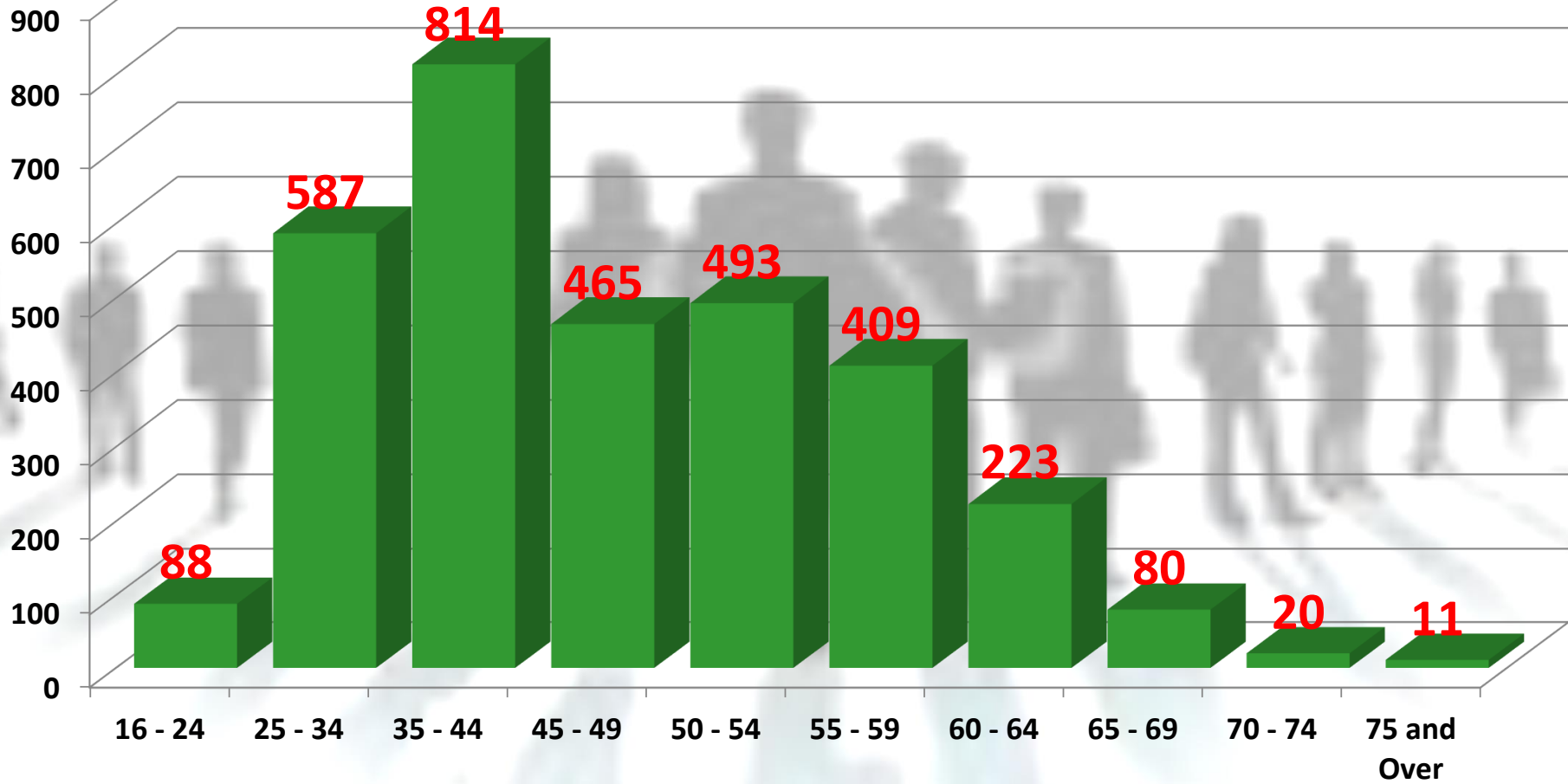
01/04/2021 2,247  
Increase of 8 FTE (-0.36%)  
30/06/2021 2,255

### HEADCOUNT AND FTE - 12 MONTH TREND




# QUARTER 1 2021/22 DASHBOARD

## AGE PROFILE - SCHOOLS



### DAYS LOST PER FTE 2021/22



30/06/2020  
1.07

**2.05**

30/06/2021  
2.05



**Downturn of 0.98**

### TOP 4 REASONS

1. STRESS, DEPRESSION, ANXIETY
2. MUSCULOSKELTAL
3. INFECTIONS
4. BENIGN & MALIGNANT TUMOURS, CANCERS

# QUARTER 1 2021/22 DASHBOARD

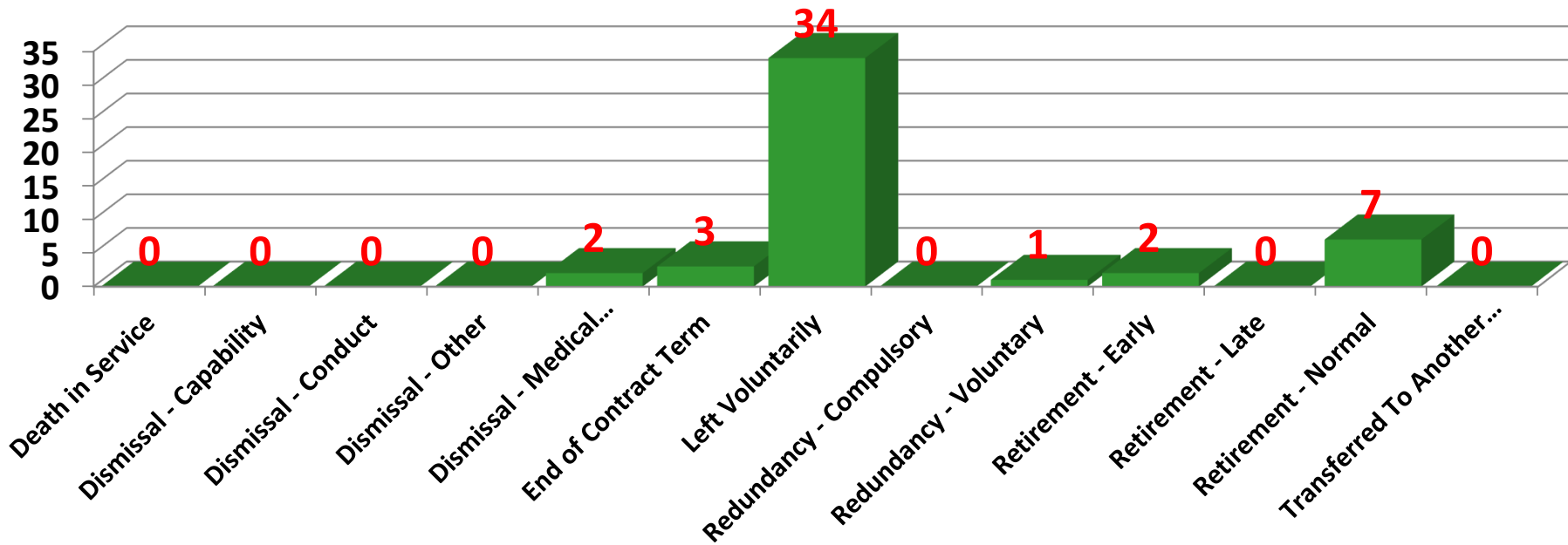
## TURNOVER AND STABILITY - SCHOOLS

14

### LEAVERS - 2021/22

49

### LEAVER REASON - 2021/22



# QUARTER 1 2021/22 DASHBOARD

## EQUALITY AND DIVERSITY - SCHOOLS

### GENDER BREAKDOWN

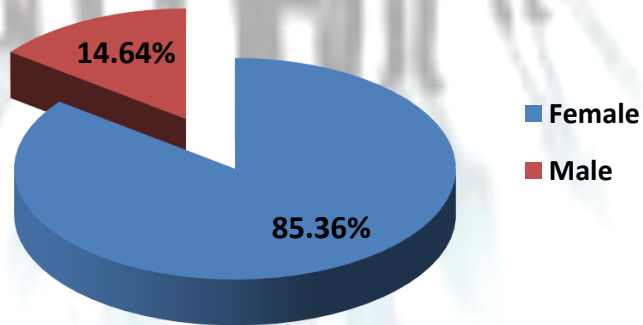
**MALE**

**467**  
(14.64%)

**FEMALE**

**2,723**  
(85.36%)

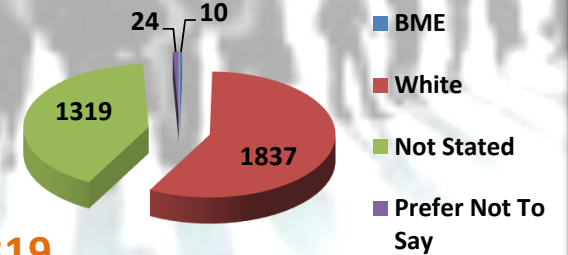
### GENDER BREAKDOWN (%)



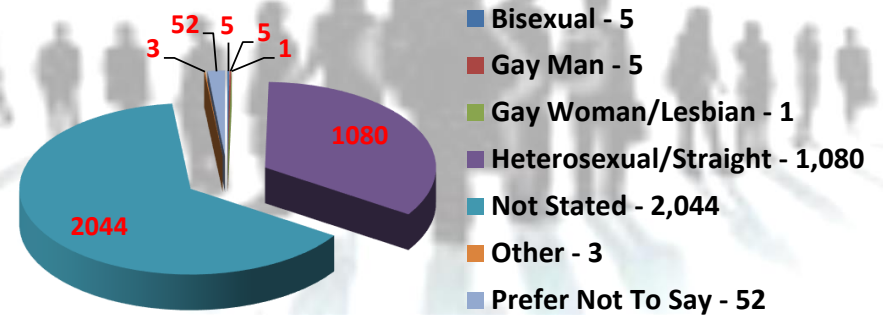
### ETHNICITY

**BME - 10**  
**WHITE - 1,837**  
**PREFER NOT TO SAY - 24**  
**NOT STATED - 1,319**

### ETHNICITY BREAKDOWN (%)



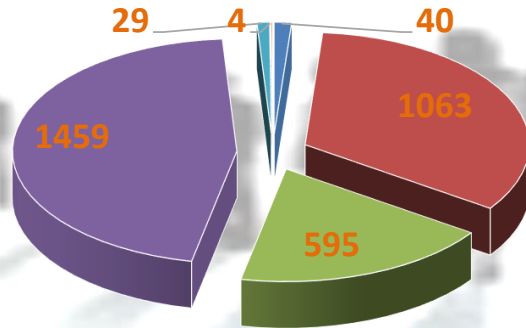
### SEXUAL ORIENTATION



# QUARTER 1 2021/22 DASHBOARD

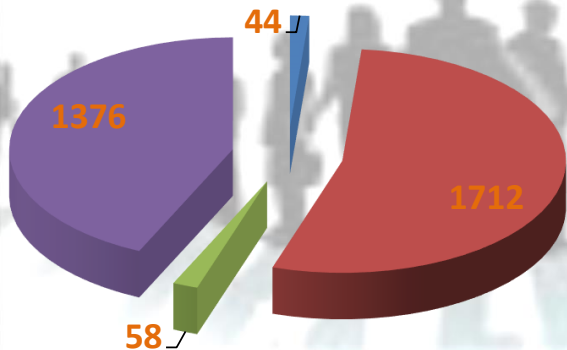
## EQUALITY AND DIVERSITY - SCHOOLS

### MARITAL STATUS



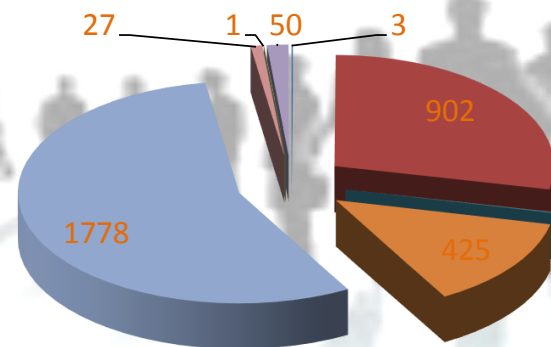
- Divorced / Dissolved Civil Partnership - 39
- Married / Civil Partnership - 1,048
- Not Married or in Civil Partnership - 585
- Not Stated - 1,471
- Prefer Not To Say - 26
- Widowed / Surviving Civil Partner - 3

### DISABILITY



- Yes - 44
- No - 1,712
- Prefer Not To Say - 58

### RELIGION OR BELIEF



- Buddhist - 3
- Christian - 902
- Hindu - 1
- Jewish - 1
- Muslim - 2
- None - 425
- Not Stated - 1,778
- Other - 27
- Sikh - 1